

MAY 2023 GRADUATE REPORT

Snapshot Date: September 2024



BlueRidge
COMMUNITY AND
TECHNICAL COLLEGE

OFFICE OF
CAREER
SERVICES

MISSION STATEMENT

Blue Ridge Community and Technical College provides our diverse student population with life-changing education, training, and services that drive economic development within the communities we serve.

OUR VISION

Blue Ridge Community and Technical College is the first choice for higher education that drives career growth and economic development in our region and surrounding communities.



*“Just like every piece is important
to make a puzzle complete,
every person is important to
the mission!”*

CORE VALUES

Stewardship:

- Put student access, learning, and success first
- Support a safe, collaborating, and engaging environment for employees and students
- Provide an optimum learning environment for students
- Use College resources responsibly
- Demonstrate care for facilities

Civility:

- Communicate with respect, trust, and care
- Respect differences
- Listen actively
- Be aware of your impact on others
- Discuss differences and resolve conflicts

Integrity:

- Engage and actively contribute to the overall success of the College
- Think creatively and develop solutions
- Act honestly and ethically
- Provide accurate and thorough information
- Be courageous to be even better

Entrepreneurship:

- Embrace our business partners
- Think proactively and innovatively
- Be adaptable and flexible for shifting priorities
- Identify areas for continuous improvement
- OWN enrollment
- Take calculated risks wisely

Welcome to the Graduate Report! The Office of Career Services is excited to share the results of the May 2023 Graduate Survey.

Each semester, Career Services distributes a graduate survey, collecting information pertaining to a graduate's career or transfer status. Communication mediums include text messaging, emails, phone calls, direct mail and in person meetings. Data collected is summarized within each edition of the Graduate Report.

Contained within this report, you will find the summary data from the graduating class of May 2023. Data is reflected as of the snapshot date of September 2024. Current students and alumni remain eligible for all Career Services and are encouraged to work with the Office of Career Services at any time during and after their academic career.

We hope you enjoy reviewing this publication. Should you have questions, or if you would like to refer a student for services, please feel free to contact us.



OFFICE OF
CAREER
SERVICES

The Office of Career Services
careerservices@blueridgectc.edu
304.260.4380 ext. 3335
Main Campus; Room 1300



Main Campus: 13650 Apple Harvest Dr., Martinsburg, WV 25403 • Virtual Campus Tour: www.blueridgectc.edu/tour

Blue Ridge CTC is committed to fostering a diverse and inclusive culture by promoting diversity, inclusion, equality, and intercultural and intercommunity outreach. Accordingly, the College does not discriminate on the basis of race, color, national origin, ancestry, age, physical or mental disability, marital or family status, pregnancy, veteran status, service in the uniformed services (as defined in state and federal law), religion, creed, sex, sexual orientation, genetic information, gender identity, or gender expression in the administration of any of its educational programs, activities, or with respect to admission or employment. This advertisement is for informational purposes only. Printed and/or electronic documents produced by the College do not constitute a contract, expressed or implied, between an applicant or student. For important information about the educational debt, earnings, and completion rates of students enrolled in Certificate Programs at Blue Ridge CTC, visit: www.blueridgectc.edu/GEinfo information about the educational debt, earnings, and completion rates of students enrolled in Certificate Programs at Blue Ridge CTC, visit: www.blueridgectc.edu/GEinfo (Design updated: 9.2024)

The graduating class of May 2023 was constructed of 259 students earning a total of 296 degrees and certificates. From 259 students, 91% responded to the graduate survey. Of the May 2023 graduates, 43% of students have selected to continue their education and 39% are currently employed. Students who are actively searching for employment are continuously working with the Office of Career Services to find placement within the workforce.

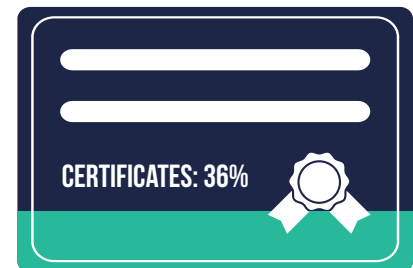

91% STUDENT
RESPONSE RATE

TOTAL GRADUATES MAY 2023

Number of Graduates (unduplicated) 259

TOTAL NUMBER OF DEGREES & CERTIFICATES AWARDED

Degree Type	Count
Associate of Arts	13
Associate of Applied Science	142
Associate of Science	11
Associate of Science in Nursing	22
Certificate	108
Grand Total	296



GRADUATE STATUS

Status	Count
Actively Searching	40
Cont'd Edu	103
Declined Services	2
Employed	91
Unknown/Never Responded	23
Grand Total	259

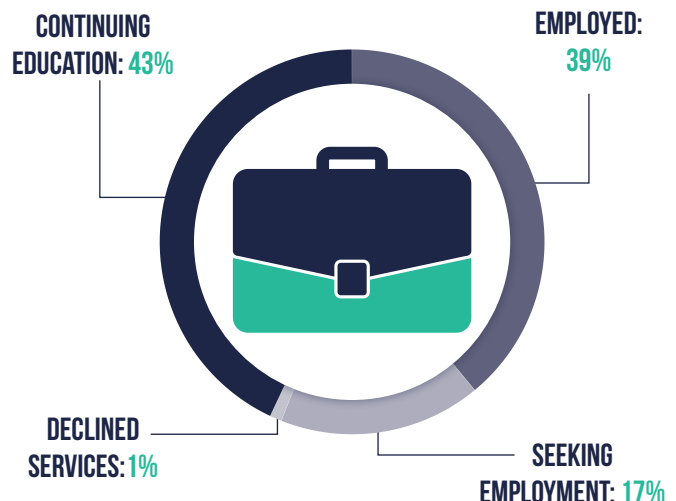


Chart Percentages Represent Contacted Students Only. Unknown/never responded removed from percentages.

EMPLOYED ALUMNI

Career Related to Degree	78
Career Not Related to Degree	6
Did not specify	7



RELATED
TO DEGREE: **85%**



NOT RELATED
TO DEGREE: **7%**



DID NOT
SPECIFY: **8%**



MD: 10%



PA: 5%



VA: 6%



WV: 70%



**NOT
SPECIFIED
9%**

STUDENT STATE OF EMPLOYMENT

State	Count
Maryland	8
Pennsylvania	5
Virginia	6
West Virginia	64
Not Specified	8
Grand Total	91

STUDENT EMPLOYMENT STATUS

Status	Count
Full-Time	81
Part-Time	3
Not Specified	7
Grand Total	91



NUMBER OF STUDENTS CONTINUING EDUCATION POST GRADUATION: 103



CONTINUING EDUCATION AT BRCTC: 73

TRANSFERRED TO ANOTHER INSTITUTION: 30

Transfer Institution Reported

Allegany College of Maryland	1
Appalachian Bible College	1
Blue Ridge CTC	73
Marshall University.....	1
Shepherd University.....	9
Not Provided.....	18
Grand Total	103