


DECEMBER 2022 GRADUATE REPORT

Snapshot Date: June 2023



BlueRidge
COMMUNITY AND
TECHNICAL COLLEGE

OFFICE OF
CAREER
SERVICES

MISSION STATEMENT

Blue Ridge Community and Technical College provides our diverse student population with life-changing education, training, and services that drive economic development within the communities we serve.

OUR VISION

Blue Ridge Community and Technical College is the first choice for higher education that drives career growth and economic development in our region and surrounding communities.



*“Just like every piece is important
to make a puzzle complete,
every person is important to
the mission!”*

CORE VALUES

Stewardship:

- Put student access, learning, and success first
- Support a safe, collaborating, and engaging environment for employees and students
- Provide an optimum learning environment for students
- Use College resources responsibly
- Demonstrate care for facilities

Civility:

- Communicate with respect, trust, and care
- Respect differences
- Listen actively
- Be aware of your impact on others
- Discuss differences and resolve conflicts

Integrity:

- Engage and actively contribute to the overall success of the College
- Think creatively and develop solutions
- Act honestly and ethically
- Provide accurate and thorough information
- Be courageous to be even better

Entrepreneurship:

- Embrace our business partners
- Think proactively and innovatively
- Be adaptable and flexible for shifting priorities
- Identify areas for continuous improvement
- OWN enrollment
- Take calculated risks wisely

Welcome to the Graduate Report! The Office of Career Services is excited to share the results of the December 2022 Graduate Survey.

Each semester, Career Services distributes a graduate survey, collecting information pertaining to a graduate's career or transfer status. Communication mediums include text messaging, emails, phone calls, direct mail and in person meetings. Data collected is summarized within each edition of the Graduate Report.

Contained within this report, you will find the summary data from the graduating class of December 2022. Data is reflected as of the snapshot date of June 2023. Current students and alumni remain eligible for all Career Services and are encouraged to work with the Office of Career Services at any time during and after their academic career.

We hope you enjoy reviewing this publication. Should you have questions, or if you would like to refer a student for services, please feel free to contact us.



The Office of Career Services
careerservices@blueridgectc.edu
304.260.4380 ext. 3335
Main Campus; Room 1300

Main Campus: 13650 Apple Harvest Dr., Martinsburg, WV 25403 • Virtual Campus Tour: www.blueridgectc.edu/tour

Blue Ridge CTC is committed to fostering a diverse and inclusive culture by promoting diversity, inclusion, equality, and intercultural and intercommunity outreach. Accordingly, the College does not discriminate on the basis of race, color, national origin, ancestry, age, physical or mental disability, marital or family status, pregnancy, veteran status, service in the uniformed services (as defined in state and federal law), religion, creed, sex, sexual orientation, genetic information, gender identity, or gender expression in the administration of any of its educational programs, activities, or with respect to admission or employment. This advertisement is for informational purposes only. Printed and/or electronic documents produced by the College do not constitute a contract, expressed or implied, between an applicant or student. For important information about the educational debt, earnings, and completion rates of students enrolled in Certificate Programs at Blue Ridge CTC, visit: www.blueridgectc.edu/GEinfo information about the educational debt, earnings, and completion rates of students enrolled in Certificate Programs at Blue Ridge CTC, visit: www.blueridgectc.edu/GEinfo (Design updated: 9.2024)

The graduating class of December 2022 was constructed of 182 students earning a total of 224 degrees and certificates. From 182 students, 84% responded to the graduate survey. Of the December 2022 graduates, 64% of students have selected to continue their education and 26% are currently employed. Students who are actively searching for employment are continuously working with the Office of Career Services to find placement within the workforce.

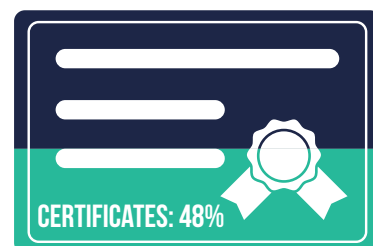

84% STUDENT
RESPONSE RATE

TOTAL GRADUATES DECEMBER 2022

Number of Graduates (unduplicated) 182

TOTAL NUMBER OF DEGREES & CERTIFICATES AWARDED

Degree Type	Count
Associate of Arts	6
Associate of Applied Science	92
Associate of Science	10
Associate of Science in Nursing	8
Certificate	108
Grand Total	224



GRADUATE STATUS

Status	Count
Actively Searching	13
Continuing Education	97
Declined Services	2
Employed	40
Not Responded	30
Grand Total	182

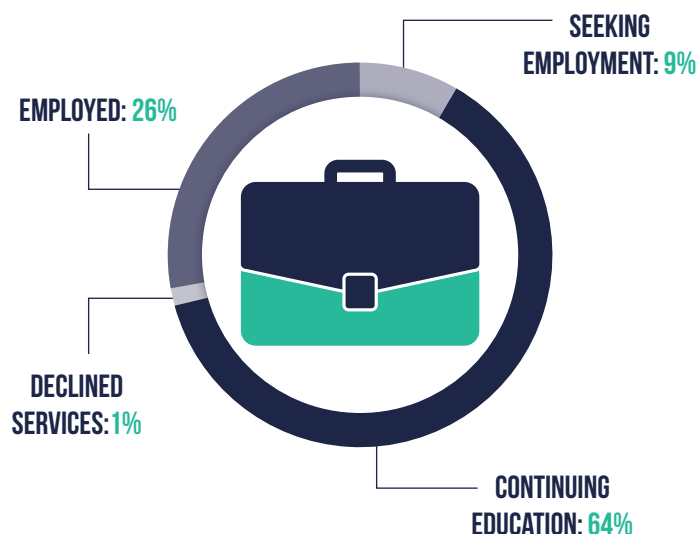


Chart Percentages Represent Contacted Students Only. Unknown/never responded removed from percentages.

EMPLOYED ALUMNI

Career Related to Degree	30
Did Not Specify	10



**CAREER RELATED
TO DEGREE: 75%**



**DID NOT
SPECIFY: 25%**



MD: 8%



PA: 3%



VA: 3%



WV: 45%

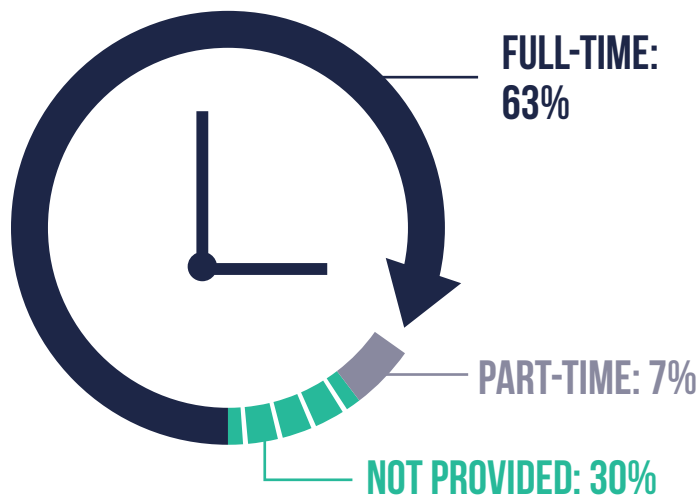


STUDENT STATE OF EMPLOYMENT

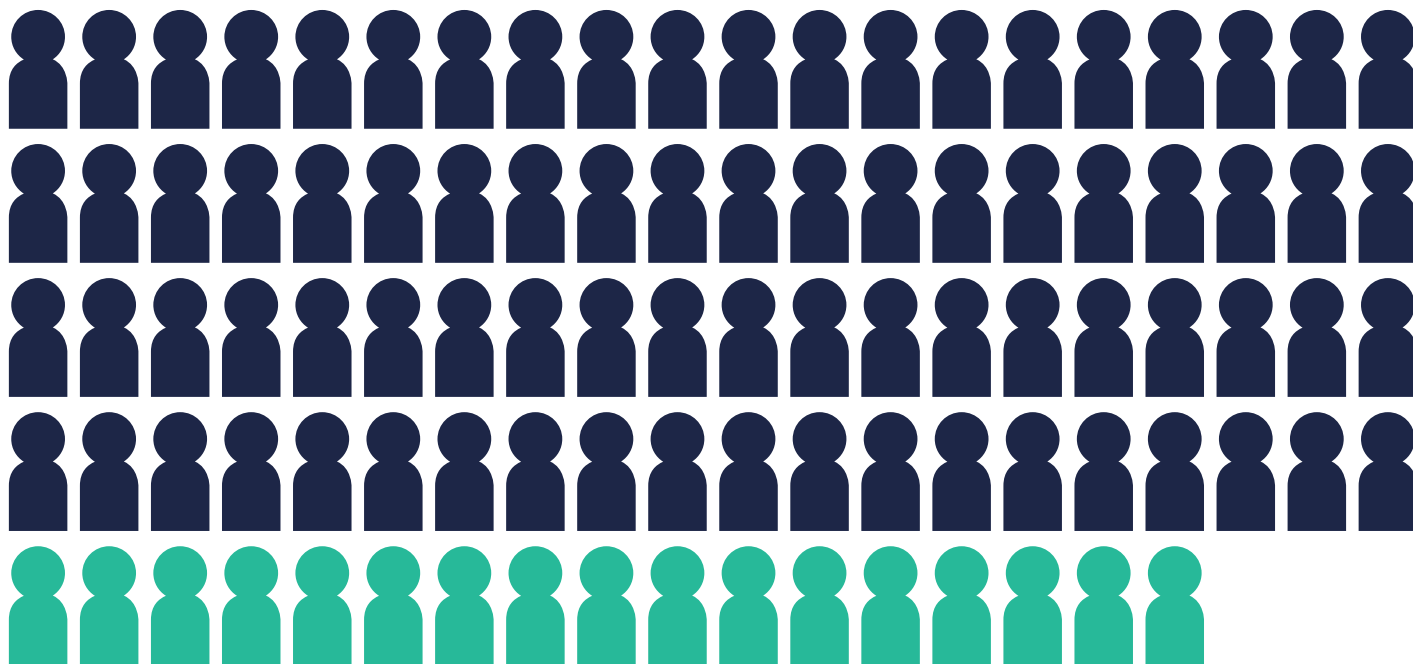
State	Count
Maryland	3
Pennsylvania	1
Virginia	1
West Virginia	18
Not Specified	17
Grand Total	40

STUDENT EMPLOYMENT STATUS

Status	Count
Full-Time	25
Part-Time	3
Not Specified	12
Grand Total	40



NUMBER OF STUDENTS CONTINUING EDUCATION POST GRADUATION: 97



CONTINUING EDUCATION AT BRCTC: 80

TRANSFERRED TO ANOTHER INSTITUTION: 17

Transfer Institution Reported

American Public University System.....	2
Blue Ridge CTC	80
Frostburg State University	1
Shepherd University.....	8
Southern New Hampshire.....	1
West Virginia University	1
Western Governors University	1
West Virginia University	1
Not Specified	2
Grand Total	97