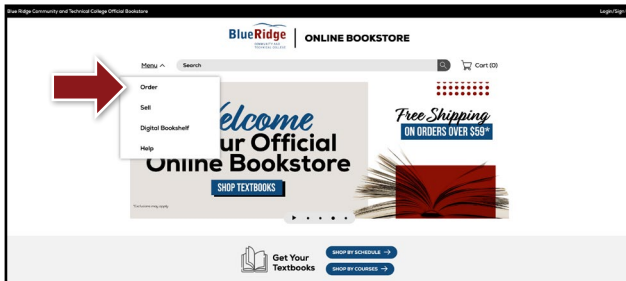


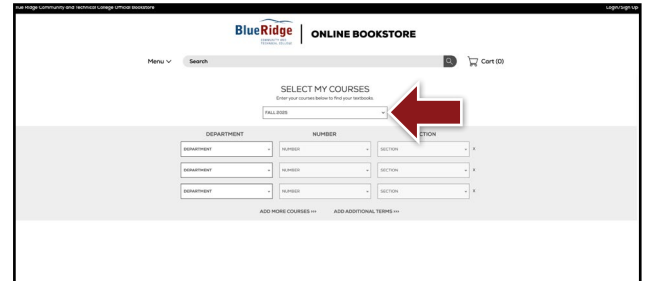


1



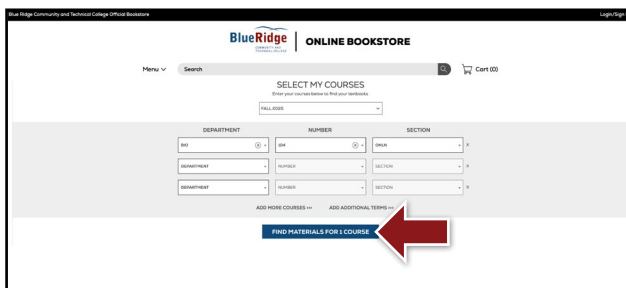
Visit your Online Bookstore at [blueridgectc.ecampus.com](http://blueridgectc.ecampus.com) and select **Order** from the drop-down menu.

2



Select your term from the drop-down menu.

3



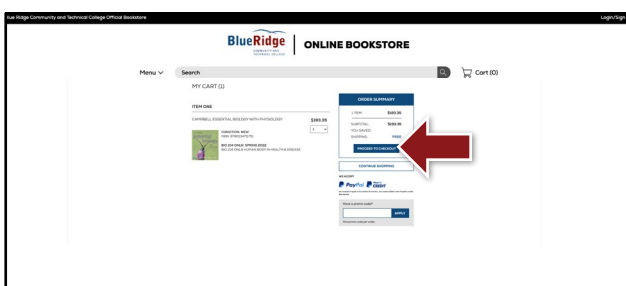
Select your course(s) and select **Find Materials for Course**.

4



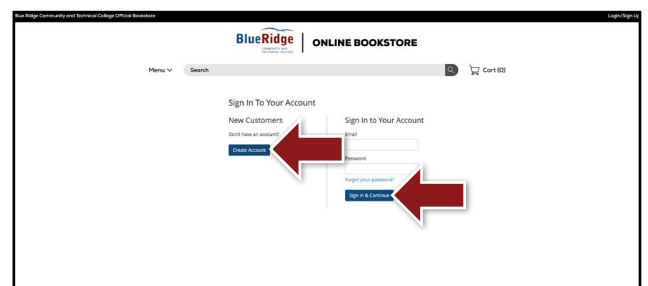
Select the item(s) to be purchased and select **Add Item to Cart**.

5



Review your order and select **Proceed to Checkout**.

6



Sign in to your account. If you do not have an account through the Online Bookstore, select **Forgot your password?** and enter in your school email. You will receive a link to reset (or set up) your password. **\*Note:** it is very important that you use your school email associated with your school account in order to access any available funds associated with your account.

If a rental is being ordered, a credit card is required at checkout regardless of the selected payment method. The credit card will not be charged unless the rental is not returned or is damaged.