

# AUGUST 2022 GRADUATE REPORT

Snapshot Date: February 2023



**BlueRidge**  
COMMUNITY AND  
TECHNICAL COLLEGE

OFFICE OF  
CAREER  
SERVICES

## MISSION STATEMENT

Blue Ridge Community and Technical College provides our diverse student population with life-changing education, training, and services that drive economic development within the communities we serve.

## OUR VISION

Blue Ridge Community and Technical College is the first choice for higher education that drives career growth and economic development in our region and surrounding communities.



*“Just like every piece is important  
to make a puzzle complete,  
every person is important to  
the mission!”*

## CORE VALUES

### **Stewardship:**

- Put student access, learning, and success first
- Support a safe, collaborating, and engaging environment for employees and students
- Provide an optimum learning environment for students
- Use College resources responsibly
- Demonstrate care for facilities

### **Civility:**

- Communicate with respect, trust, and care
- Respect differences
- Listen actively
- Be aware of your impact on others
- Discuss differences and resolve conflicts

### **Integrity:**

- Engage and actively contribute to the overall success of the College
- Think creatively and develop solutions
- Act honestly and ethically
- Provide accurate and thorough information
- Be courageous to be even better

### **Entrepreneurship:**

- Embrace our business partners
- Think proactively and innovatively
- Be adaptable and flexible for shifting priorities
- Identify areas for continuous improvement
- OWN enrollment
- Take calculated risks wisely




**Welcome to the Graduate Report! The Office of Career Services is excited to share the results of the August 2022 Graduate Survey.**

Each semester, Career Services distributes a graduate survey, collecting information pertaining to a graduate's career or transfer status. Communication mediums include text messaging, emails, phone calls, direct mail and in person meetings. Data collected is summarized within each edition of the Graduate Report.

Contained within this report, you will find the summary data from the graduating class of August 2022. Data is reflected as of the snapshot date of February 2023. Current students and alumni remain eligible for all Career Services and are encouraged to work with the Office of Career Services at any time during and after their academic career.

We hope you enjoy reviewing this publication. Should you have questions, or if you would like to refer a student for services, please feel free to contact us.



OFFICE OF  
CAREER  
SERVICES

**The Office of Career Services**  
**careerservices@blueridgectc.edu**  
**304.260.4380 ext. 3335**  
**Main Campus; Room 1300**



**Main Campus: 13650 Apple Harvest Dr., Martinsburg, WV 25403 • Virtual Campus Tour: [www.blueridgectc.edu/tour](http://www.blueridgectc.edu/tour)**

Blue Ridge CTC is committed to fostering a diverse and inclusive culture by promoting diversity, inclusion, equality, and intercultural and intercommunity outreach. Accordingly, the College does not discriminate on the basis of race, color, national origin, ancestry, age, physical or mental disability, marital or family status, pregnancy, veteran status, service in the uniformed services (as defined in state and federal law), religion, creed, sex, sexual orientation, genetic information, gender identity, or gender expression in the administration of any of its educational programs, activities, or with respect to admission or employment. This advertisement is for informational purposes only. Printed and/or electronic documents produced by the College do not constitute a contract, expressed or implied, between an applicant or student. For important information about the educational debt, earnings, and completion rates of students enrolled in Certificate Programs at Blue Ridge CTC, visit: [www.blueridgectc.edu/GEinfo](http://www.blueridgectc.edu/GEinfo) information about the educational debt, earnings, and completion rates of students enrolled in Certificate Programs at Blue Ridge CTC, visit: [www.blueridgectc.edu/GEinfo](http://www.blueridgectc.edu/GEinfo) (Design updated: 3.2023)

The graduating class of August 2022 was constructed of 71 students earning a total of 79 degrees and certificates. From 71 students, 75% responded to the graduate survey. Of the August 2022 graduates, 57% of students have selected to continue their education and 32% are currently employed. Students who are actively searching for employment are continuously working with the Office of Career Services to find placement within the workforce.


**75% STUDENT  
RESPONSE RATE**

## TOTAL GRADUATES AUGUST 2022

Number of Graduates (unduplicated) 71

## TOTAL NUMBER OF DEGREES & CERTIFICATES AWARDED

Degree Type	Count
Associate of Arts	3
Associate of Applied Science	46
Associate of Science	4
Associate of Science in Nursing	0
Certificates	26
<b>GRAND TOTAL</b>	<b>79</b>



## GRADUATE STATUS

Status	Count
Actively Searching	5
Cont'd Edu	30
Declined Services	1
Employed	17
Unknown/Never Responded	18
<b>GRAND TOTAL</b>	<b>71</b>

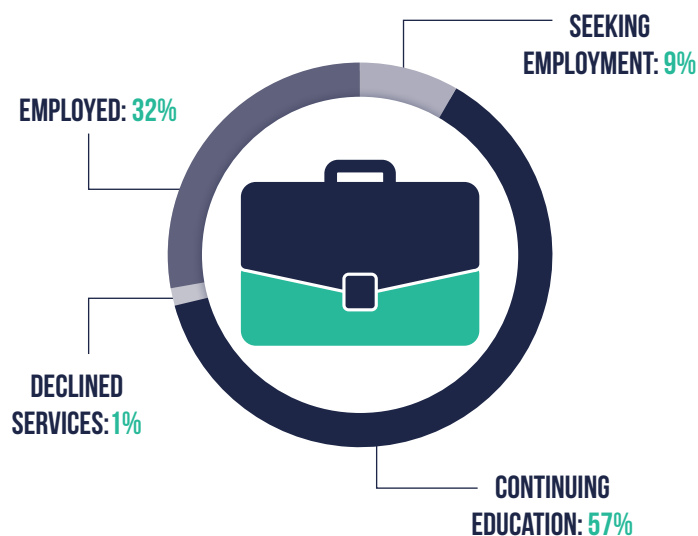


Chart Percentages Represent Contacted Students Only. Unknown/never responded removed from percentages.

## EMPLOYED ALUMNI

Career Related to Degree	13
Did Not Specify	4



**CAREER RELATED  
TO DEGREE: 76%**



**DID NOT  
SPECIFY: 24%**



**WV: 59%**

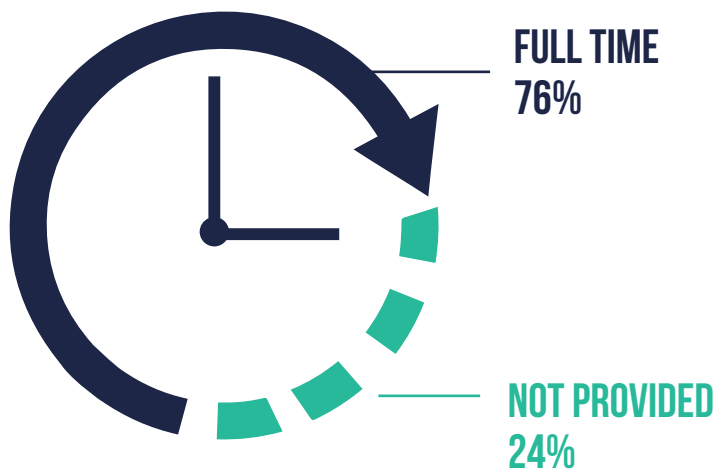


## STUDENT STATE OF EMPLOYMENT

State	Count
West Virginia	10
Not Specified	7
<b>GRAND TOTAL</b>	<b>17</b>

## STUDENT EMPLOYMENT STATUS

Status	Count
Full Time	13
Part Time	0
Not Provided by Student	4
<b>GRAND TOTAL</b>	<b>17</b>



## NUMBER OF STUDENTS CONTINUING EDUCATION POST GRADUATION: 30



**CONTINUING EDUCATION AT BRCTC: 22**

**TRANSFERRED TO ANOTHER INSTITUTION: 8**

### *Transfer Institution Reported*

American Public University.....	1
BRCTC .....	22
Brescia University's BSW program.....	1
Shepherd University.....	1
UMD - Global Campus .....	1
WVU .....	3
Not Provided.....	1
<b>GRAND TOTAL.....</b>	<b>30</b>