


AUGUST 2021 GRADUATE REPORT

Snapshot Date: December 2021



BlueRidge
COMMUNITY AND
TECHNICAL COLLEGE

OFFICE OF
CAREER
SERVICES

MISSION STATEMENT

Blue Ridge Community and Technical College provides our diverse student population with life-changing education, training, and services that drive economic development within the communities we serve.

OUR VISION

Blue Ridge Community and Technical College is the first choice for higher education that drives career growth and economic development in our region and surrounding communities.



*“Just like every piece is important
to make a puzzle complete,
every person is important to
the mission!”*

CORE VALUES

Stewardship:

- Put student access, learning, and success first
- Support a safe, collaborating, and engaging environment for employees and students
- Provide an optimum learning environment for students
- Use College resources responsibly
- Demonstrate care for facilities

Civility:

- Communicate with respect, trust, and care
- Respect differences
- Listen actively
- Be aware of your impact on others
- Discuss differences and resolve conflicts

Integrity:

- Engage and actively contribute to the overall success of the College
- Think creatively and develop solutions
- Act honestly and ethically
- Provide accurate and thorough information
- Be courageous to be even better

Entrepreneurship:

- Embrace our business partners
- Think proactively and innovatively
- Be adaptable and flexible for shifting priorities
- Identify areas for continuous improvement
- OWN enrollment
- Take calculated risks wisely

Welcome to the Graduate Report! The Office of Career Services is excited to share the results of the August 2021 Graduate Survey.

Each semester, Career Services distributes a graduate survey, collecting information pertaining to a graduate's career or transfer status. Communication mediums include text messaging, emails, phone calls, direct mail and in person meetings. Data collected is summarized within each edition of the Graduate Report.

Contained within this report, you will find the summary data from the graduating class of August 2021. Data is reflected as of the snapshot date of December 2021. Current students and alumni remain eligible for all Career Services and are encouraged to work with the Office of Career Services at any time during and after their academic career.

We hope you enjoy reviewing this publication. Should you have questions, or if you would like to refer a student for services, please feel free to contact us.



The Office of Career Services
careerservices@blueridgectc.edu
304.260.4380 ext. 3335
Main Campus; Room 1300



Main Campus: 13650 Apple Harvest Dr., Martinsburg, WV 25403 • Virtual Campus Tour: www.blueridgectc.edu/tour

Blue Ridge CTC is committed to fostering a diverse and inclusive culture by promoting diversity, inclusion, equality, and intercultural and intercommunity outreach. Accordingly, the College does not discriminate on the basis of race, color, national origin, ancestry, age, physical or mental disability, marital or family status, pregnancy, veteran status, service in the uniformed services (as defined in state and federal law), religion, creed, sex, sexual orientation, genetic information, gender identity, or gender expression in the administration of any of its educational programs, activities, or with respect to admission or employment. This advertisement is for informational purposes only. Printed and/or electronic documents produced by the College do not constitute a contract, expressed or implied, between an applicant or student. For important information about the educational debt, earnings, and completion rates of students enrolled in Certificate Programs at Blue Ridge CTC, visit: www.blueridgectc.edu/GEinfo information about the educational debt, earnings, and completion rates of students enrolled in Certificate Programs at Blue Ridge CTC, visit: www.blueridgectc.edu/GEinfo (Design updated: 6.2022)

The graduating class of August 2021 was constructed of 55 students earning a total of 64 degrees and certificates. From 55 students, 69% responded to the graduate survey. Of the August 2020 graduates, 53% of students have selected to continue their education and 16% are currently employed. Students who are actively searching for employment are continuously working with the Office of Career Services to find placement within the workforce.

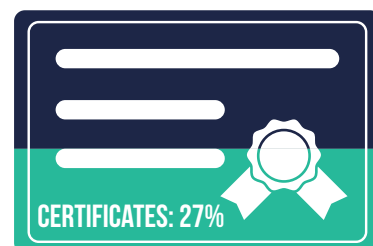
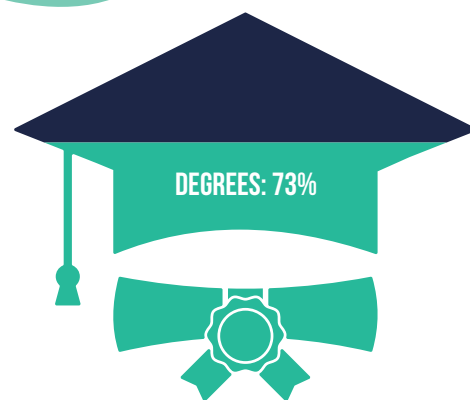
69% STUDENT
RESPONSE RATE

TOTAL GRADUATES AUGUST 2021

Number of Graduates (unduplicated) 55

TOTAL NUMBER OF DEGREES & CERTIFICATES AWARDED

Degree Type	Count
Associate of Arts	5
Associate of Applied Science	35
Associate of Science	4
Associate of Science (Nursing)	3
Certificates	17
GRAND TOTAL	64



GRADUATE STATUS

Status	Count
Actively Searching	6
Cont'd Edu	20
Declined Services	0
Employed	12
Unknown/Never Responded	17
GRAND TOTAL	55

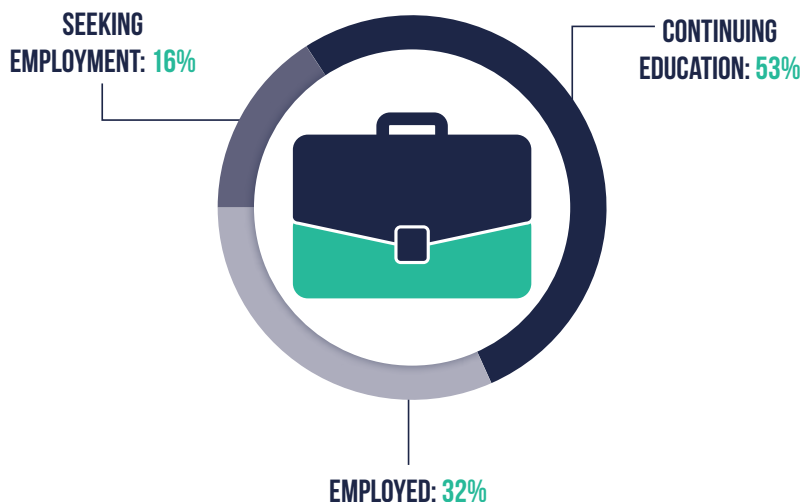


Chart Percentages Represent Contacted Students Only. Unknown never responded removed from percentages.

EMPLOYED ALUMNI

Career Related to Degree	9
Did Not Specify	3



**CAREER RELATED
TO DEGREE: 75%**



**DID NOT
SPECIFY: 25%**



WV: 50%



MD: 17%

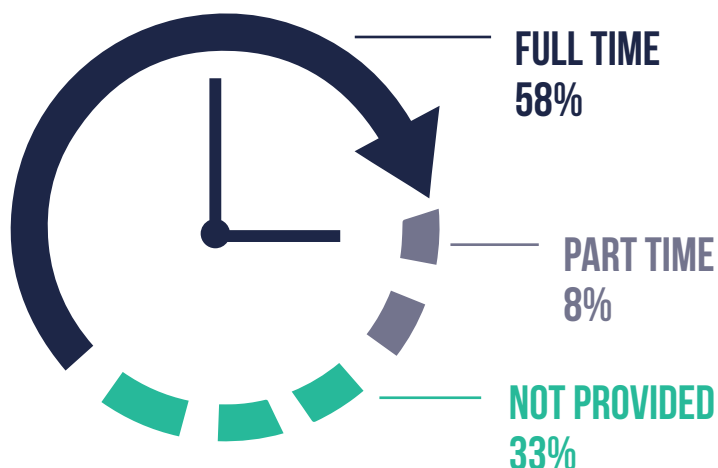


STUDENT STATE OF EMPLOYMENT

<i>State</i>	<i>Count</i>
Maryland	2
West Virginia	6
Not Specified	4
GRAND TOTAL	12

STUDENT EMPLOYMENT STATUS

<i>Status</i>	<i>Count</i>
Full Time	7
Part Time	1
Not Provided by Student	4
GRAND TOTAL	12



NUMBER OF STUDENTS CONTINUING EDUCATION POST GRADUATION: 20



CONTINUING EDUCATION AT BRCTC: 12



TRANSFERRED TO ANOTHER INSTITUTION: 8



Transfer Institution Reported

Blue Ridge Community and Technical College	12
George Washington University	1
Potomac State	1
Shepherd University.....	2
West Virginia University	1
WMC School of Medical Imaging	1
WV University.....	1
Unreported	1
GRAND TOTAL:.....	20