

# DECEMBER 2020 GRADUATE REPORT

Snapshot Date: June 2021

Published July 2021



  
**BlueRidge**  
COMMUNITY AND  
TECHNICAL COLLEGE

OFFICE OF  
CAREER  
SERVICES

## MISSION STATEMENT

Blue Ridge Community and Technical College provides our diverse student population with life-changing education, training, and services that drive economic development within the communities we serve.

## OUR VISION

Blue Ridge Community and Technical College is the first choice for higher education that drives career growth and economic development in our region and surrounding communities.



*“Just like every piece is important to make a puzzle complete, every person is important to the mission!”*

## CORE VALUES

### **Stewardship:**

- Put student access, learning, and success first
- Support a safe, collaborating, and engaging environment for employees and students
- Provide an optimum learning environment for students
- Use College resources responsibly
- Demonstrate care for facilities

### **Civility:**

- Communicate with respect, trust, and care
- Respect differences
- Listen actively
- Be aware of your impact on others
- Discuss differences and resolve conflicts

### **Integrity:**

- Engage and actively contribute to the overall success of the College
- Think creatively and develop solutions
- Act honestly and ethically
- Provide accurate and thorough information
- Be courageous to be even better

### **Entrepreneurship:**

- Embrace our business partners
- Think proactively and innovatively
- Be adaptable and flexible for shifting priorities
- Identify areas for continuous improvement
- OWN enrollment
- Take calculated risks wisely



**Welcome to the Graduate Report! The Office of Career Services is excited to share the results of the December 2020 Graduate Survey.**

Each semester, Career Services distributes a graduate survey, collecting information pertaining to a graduate's career or transfer status. Communication mediums include text messaging, emails, phone calls, direct mail and in person meetings. Data collected is summarized within each edition of the Graduate Report.

Contained within this report, you will find the summary data from the graduating class of December 2020. Data is reflected as of the snapshot date of June 2021. Current students and alumni remain eligible for all Career Services and are encouraged to work with the Office of Career Services at any time during and after their academic career.

We hope you enjoy reviewing this publication. Should you have questions, or if you would like to refer a student for services, please feel free to contact us.



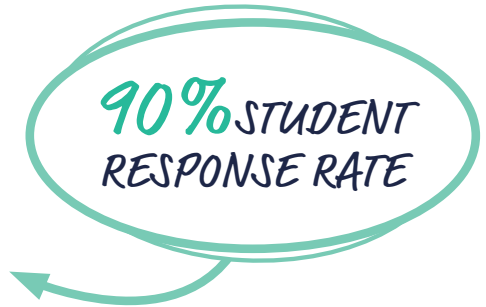
OFFICE OF  
CAREER  
SERVICES

**The Office of Career Services**  
**careerservices@blueridgectc.edu**  
**304.260.4380 ext. 3335**  
**Main Campus; Suite 1300**

**Main Campus: 13650 Apple Harvest Dr., Martinsburg, WV 25403 | Virtually Tour our Campus: [www.blueridgectc.edu/tour](http://www.blueridgectc.edu/tour)**

Blue Ridge CTC is committed to fostering a diverse and inclusive culture by promoting diversity, inclusion, equality, and intercultural and intercommunity outreach. Accordingly, the College does not discriminate on the basis of race, color, national origin, ancestry, age, physical or mental disability, marital or family status, pregnancy, veteran status, service in the uniformed services (as defined in state and federal law), religion, creed, sex, sexual orientation, genetic information, gender identity, or gender expression in the administration of any of its educational programs, activities, or with respect to admission or employment. This advertisement is for informational purposes only. Printed and/or electronic documents produced by the College do not constitute a contract, expressed or implied, between an applicant or student. For important information about the educational debt, earnings, and completion rates of students enrolled in Certificate Programs at Blue Ridge CTC, visit: [www.blueridgectc.edu/GEInfo](http://www.blueridgectc.edu/GEInfo)

The graduating class of December 2020 was constructed of 243 students earning a total of 287 degrees and certificates. From 243 students, 90% responded to the graduate survey. Of the December 2020 graduates, 62% of students have selected to continue their education and 27.5% are currently employed. Students who are actively searching for employment are continuously working with the Office of Career Services to find placement within the workforce.




## TOTAL GRADUATES DECEMBER 2020

Number of Graduates (unduplicated) 243

## TOTAL NUMBER OF DEGREES & CERTIFICATES AWARDED

Degree Type	Count
Associate of Arts	10
Associate of Applied Science	81
Associate of Science	11
Associate of Science in Nursing	4
Certificates	181
<b>GRAND TOTAL</b>	<b>287</b>



## GRADUATE STATUS

Status	Count
Actively Searching	22
Cont'd Edu	136
Declined Services	1
Employed	60
Unknown/Never Responded	24
<b>GRAND TOTAL</b>	<b>243</b>

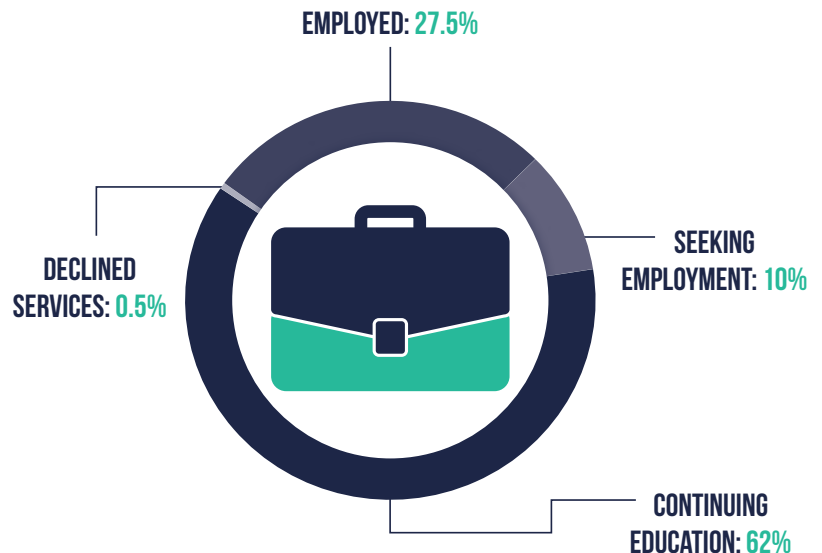


Chart Percentages Represent Contacted Students Only. Unknown never responded removed from percentages.

**EMPLOYED ALUMNI**

Career Related to Degree	38
Careern Not Related to Degree	7
Did Not Specify	15



**RELATED TO  
DEGREE: 63%**



**NOT RELATED  
TO DEGREE: 12%**



**DID NOT  
SPECIFY: 25%**



**FL: 2%**



**UT: 2%**



**VA: 17%**



**WV: 52%**

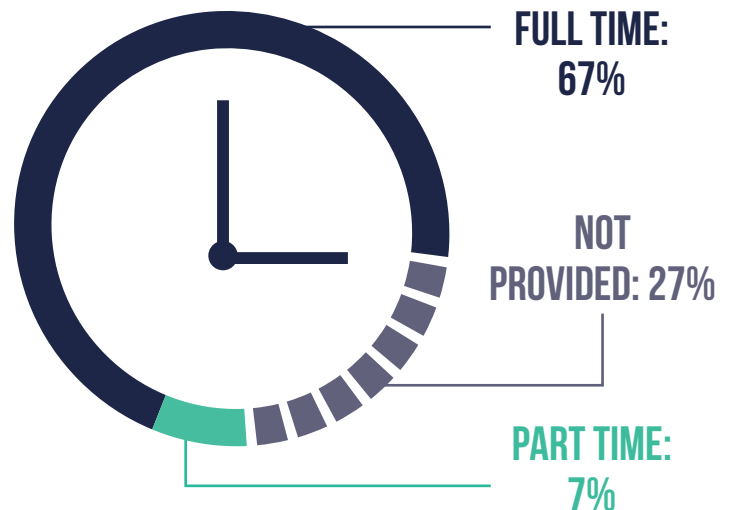


**STUDENT STATE  
OF EMPLOYMENT**

<i>State</i>	<i>Count</i>
Florida	1
Utah	1
Virginia	10
West Virginia	31
Not Specified	17
<b>GRAND TOTAL</b>	<b>60</b>

**STUDENT EMPLOYMENT STATUS**

<i>Status</i>	<i>Count</i>
Full Time	40
Part Time	4
Not Specified	16
<b>GRAND TOTAL</b>	<b>60</b>



**NUMBER OF STUDENTS CONTINUING EDUCATION POST GRADUATION: 136**



**CONTINUING EDUCATION AT BRCTC: 97**

**TRANSFERRED TO ANOTHER INSTITUTION: 39**

*Transfer Institution Reported*

American Public University..... 2	James Rumsey ..... 1	University of Wisconsin La Crosse online ..... 1
Blue Ridge CTC ..... 97	Liberty University ..... 1	University of Maryland Global Campus ..... 1
Duquesne in Pittsburgh ..... 1	Rutgers - State University of NJ ..... 1	West Virginia University ..... 2
Frederick Community College ..... 1	Salem University ..... 1	Western Governors University..... 3
Hagerstown Community College ..... 2	Shenandoah Music Conservatory for BA ..... 1	Not Provided..... 4
Howard University..... 1	Shepherd University..... 16	<b>Grand Total..... 136</b>