

AUGUST 2020 GRADUATE REPORT

Snapshot Date: December 14, 2020

Published January 2021




BlueRidge
COMMUNITY AND
TECHNICAL COLLEGE

OFFICE OF
CAREER
SERVICES

MISSION STATEMENT

Blue Ridge Community and Technical College provides our diverse student population with life-changing education, training, and services that drive economic development within the communities we serve.

OUR VISION

Blue Ridge Community and Technical College is the first choice for higher education that drives career growth and economic development in our region and surrounding communities.



“Just like every piece is important to make a puzzle complete, every person is important to the mission!”

CORE VALUES

Stewardship:

- Put student access, learning, and success first
- Support a safe, collaborating, and engaging environment for employees and students
- Provide an optimum learning environment for students
- Use College resources responsibly
- Demonstrate care for facilities

Civility:

- Communicate with respect, trust, and care
- Respect differences
- Listen actively
- Be aware of your impact on others
- Discuss differences and resolve conflicts

Integrity:

- Engage and actively contribute to the overall success of the College
- Think creatively and develop solutions
- Act honestly and ethically
- Provide accurate and thorough information
- Be courageous to be even better

Entrepreneurship:

- Embrace our business partners
- Think proactively and innovatively
- Be adaptable and flexible for shifting priorities
- Identify areas for continuous improvement
- OWN enrollment
- Take calculated risks wisely

Welcome to the Graduate Report! The Office of Career Services is excited to share the results of the August 2020 Graduate Survey.

Each semester, Career Services distributes a graduate survey, collecting information pertaining to a graduate's career or transfer status. Communication mediums include text messaging, emails, phone calls, direct mail and in person meetings. Data collected is summarized within each edition of the Graduate Report.

Contained within this report, you will find the summary data from the graduating class of August 2020. Data is reflected as of the snapshot date of December 14, 2020. Current students and alumni remain eligible for all Career Services and are encouraged to work with the Office of Career Services at any time during and after their academic career.

We hope you enjoy reviewing this publication. Should you have questions, or if you would like to refer a student for services, please feel free to contact us.



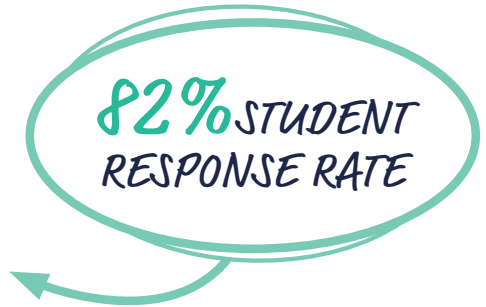
OFFICE OF
CAREER
SERVICES

The Office of Career Services
careerservices@blueridgectc.edu
304.260.4380 ext. 3335
Main Campus; Room 1300

Main Campus: 13650 Apple Harvest Dr., Martinsburg, WV 25403

Blue Ridge Community and Technical College provides opportunity to all prospective and current members of the student body, faculty, and staff on the basis of individual qualifications and merit without regard to race, color, sex, sexual preference, religion, age, national origin, sexual orientation, marital or parental status, familial status, veteran status, or disability. This advertisement is for informational purposes only. Printed and/or electronic documents produced by the College do not constitute a contract, expressed or implied, between an applicant or student. For important information about the educational debt, earnings, and completion rates of students enrolled in Certificate Programs at Blue Ridge CTC, visit: www.blueridgectc.edu/GEinfo

The graduating class of August 2020 was constructed of 56 students earning a total of 67 degrees and certificates. From 56 students, 82% responded to the graduate survey. Of the August 2020 graduates, 35% of students have selected to continue their education and 37% are currently employed. Students who are actively searching for employment are continuously working with the Office of Career Services to find placement within the workforce.




TOTAL GRADUATES AUGUST 2020

Number of Graduates (unduplicated) 56

TOTAL NUMBER OF DEGREES & CERTIFICATES AWARDED

Degree Type	Count
Associate of Arts	11
Associate of Applied Science	36
Associate of Science	2
Associate of Science in Nursing	1
Certificates	17
GRAND TOTAL	67



GRADUATE STATUS

Status	Count
Actively Searching	11
Cont'd Edu	16
Declined Services	2
Employed	17
Unknown/Never Responded	10
GRAND TOTAL	56

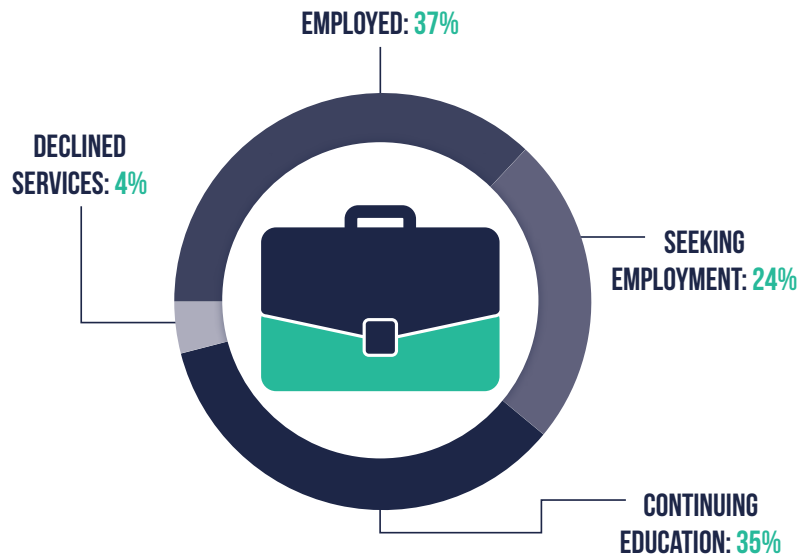


Chart Percentages Represent Contacted Students Only. Unknown never responded removed from percentages.

EMPLOYED ALUMNI

Career Related to Degree	11
Did Not Specify	6



**CAREER RELATED
TO DEGREE: 65%**



**DID NOT
SPECIFY: 35%**



WV: 35%



MD: 12%



VA: 6%



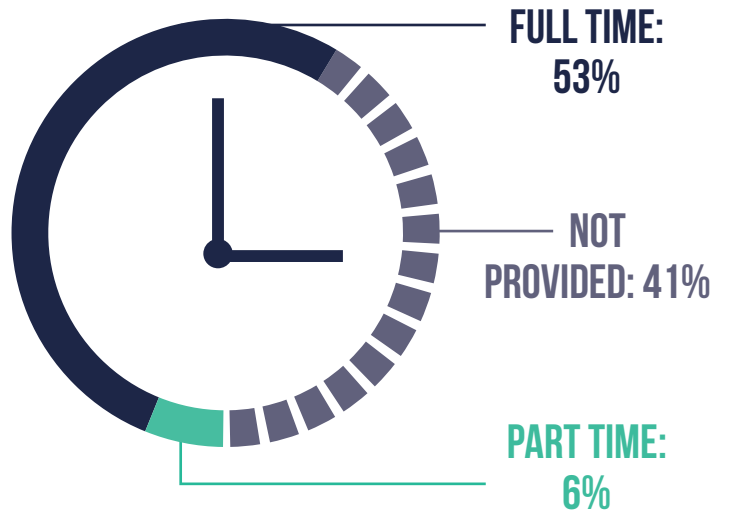
**NOT
SPECIFIED
47%**

STUDENT STATE OF EMPLOYMENT

<i>State</i>	<i>Count</i>
Maryland	2
Virginia	1
West Virginia	6
Not Specified	8
GRAND TOTAL	17

STUDENT EMPLOYMENT STATUS


<i>Status</i>	<i>Count</i>
Full Time	9
Part Time	1
Not Provided by Student	7
GRAND TOTAL	17




NUMBER OF STUDENTS CONTINUING EDUCATION POST GRADUATION: 16



CONTINUING EDUCATION AT BRCTC: 8



TRANSFERRED TO ANOTHER INSTITUTION: 8



Transfer Institution Reported

American Public University.....	1
Blue Ridge CTC	8
Bridgewater College.....	1
Hagerstown Community College.....	1
Shepherd University.....	3
West Liberty University	1
Did Not Specify	1