

ACADEMIC YEAR 2021-2022 GRADUATE REPORT

Published June 2023



BlueRidge
COMMUNITY AND
TECHNICAL COLLEGE

OFFICE OF
CAREER
SERVICES

MISSION STATEMENT

Blue Ridge Community and Technical College provides our diverse student population with life-changing education, training, and services that drive economic development within the communities we serve.

OUR VISION

Blue Ridge Community and Technical College is the first choice for higher education that drives career growth and economic development in our region and surrounding communities.



*“Just like every piece is important
to make a puzzle complete,
every person is important to
the mission!”*

CORE VALUES

Stewardship:

- Put student access, learning, and success first
- Support a safe, collaborating, and engaging environment for employees and students
- Provide an optimum learning environment for students
- Use College resources responsibly
- Demonstrate care for facilities

Civility:

- Communicate with respect, trust, and care
- Respect differences
- Listen actively
- Be aware of your impact on others
- Discuss differences and resolve conflicts

Integrity:

- Engage and actively contribute to the overall success of the College
- Think creatively and develop solutions
- Act honestly and ethically
- Provide accurate and thorough information
- Be courageous to be even better

Entrepreneurship:

- Embrace our business partners
- Think proactively and innovatively
- Be adaptable and flexible for shifting priorities
- Identify areas for continuous improvement
- OWN enrollment
- Take calculated risks wisely

Welcome to the Graduate Report! The Office of Career Services is excited to share the results of the Academic Year 2021 - 2022.

Each semester, Career Services distributes a graduate survey, collecting information pertaining to a graduate's career or transfer status. Communication mediums include text messaging, emails, phone calls, direct mail and in person meetings. Data collected is summarized within each edition of the Graduate Report.

Contained within this report, you will find the summary data for the Academic Year of 2021-2022. Data is reflected as of the snapshot date of February 2023. Current students and alumni remain eligible for all Career Services and are encouraged to work with the Office of Career Services at any time during and after their academic career.

We hope you enjoy reviewing this publication. Should you have questions, or if you would like to refer a student for services, please feel free to contact us.

TABLE OF CONTENTS

Academic Year 2021-2022	pg. 4
August 2021	pg. 8
December 2021	pg. 12
May 2022	pg. 16

TERMS AND DEFINITIONS:

Snapshot Date: Student status is reflected as of the snapshot date listed with each report.

Tracking: Student status is tracked for three semesters. Final status is shown as of the snapshot date listed in the Academic Year Report.

Unduplicated Graduates: Unduplicated graduate count is provided for each term. Academic Year report counts a graduate one time. Graduates who have received multiple certificates and degrees throughout the academic year count as one graduate.



OFFICE OF
CAREER
SERVICES

The Office of Career Services
careerservices@blueridgectc.edu
304.260.4380 ext. 3335
Main Campus; Room 1300



Main Campus: 13650 Apple Harvest Dr., Martinsburg, WV 25403 // Virtual Campus Tour: www.blueridgectc.edu/Tour

Blue Ridge Community and Technical College provides opportunity to all prospective and current members of the student body, faculty, and staff on the basis of individual qualifications and merit without regard to race, color, sex, sexual preference, religion, age, national origin, sexual orientation, marital or parental status, familial status, veteran status, or disability. This advertisement is for informational purposes only. Printed and/or electronic documents produced by the College do not constitute a contract, expressed or implied, between an applicant or student. For important information about the educational debt, earnings, and completion rates of students enrolled in Certificate Programs at Blue Ridge CTC, visit: www.blueridgectc.edu/GEinfo (Last edited: 6.2023)

ACADEMIC YEAR 2021-2022

Snapshot Date: February 2023

The Academic Year of 2021-2022 was constructed of 524 students earning a total of 643 degrees and certificates. From 524 students, 73% responded to the graduate survey. Of the 2021-2022 graduates, 62% of students have selected to continue their education and 26% are currently employed. Students who are actively searching for employment are continuously working with the Office of Career Services to find placement within the workforce.


73% STUDENT
RESPONSE RATE

TOTAL GRADUATES 2021-2022

Number of Graduates (unduplicated) 524

TOTAL NUMBER OF DEGREES & CERTIFICATES AWARDED

Degree Type	Count
Associate of Arts	25
Associate of Applied Science	281
Associate of Science	40
Associate of Science in Nursing	39
Certificate	258
GRAND TOTAL	643



DEGREES: 60%



CERTIFICATES: 40%

GRADUATE STATUS

Status	Count
Actively Searching	45
Cont'd Edu	238
Declined Services	1
Employed	98
Not Responded	142
GRAND TOTAL	524

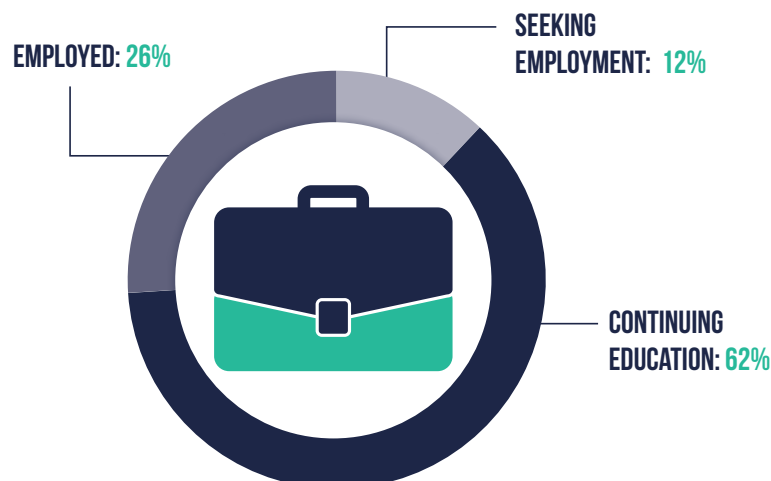


Chart Percentages Represent Contacted Students Only. Unknown never responded removed from percentages.

EMPLOYED ALUMNI

Career Related to Degree	82
Did Not Specify	16
GRAND TOTAL	98



**CAREER RELATED
TO DEGREE: 84%**



**DID NOT
SPECIFY: 16%**



MD: 10%



NY: 1%



VA: 11%



WV: 50%

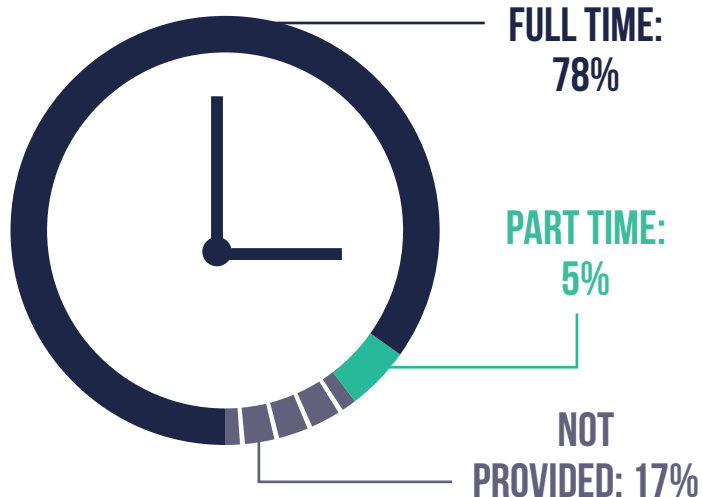
NOT SPECIFIED: 28%

STUDENT STATE OF EMPLOYMENT

<i>State</i>	<i>Count</i>
Maryland	10
New York	1
Virginia	11
West Virginia	49
Not Specified	27
GRAND TOTAL	98

STUDENT EMPLOYMENT STATUS

<i>Status</i>	<i>Count</i>
Full-Time	76
Part-Time	5
Not Specified	17
GRAND TOTAL	98



NUMBER OF STUDENTS CONTINUING EDUCATION POST GRADUATION: 238

**CONTINUING EDUCATION
AT BRCTC: 184**

**TRANSFERRED
TO ANOTHER
INSTITUTION: 54**

TRANSFER INSTITUTION REPORTED

American Public University System.....	2
Arizona State University	1
Blue Ridge Community and Technical College	184
Elizabeth City State University.....	1
George Washington University	1
Harrisburg Area Comm College	1
Penn State.....	1
Potomac State	1
Shepherd University.....	33
Southern New Hampshire University	2
West Virginia University	6
Winchester Medical Center School of Medical Imaging (Radiology program)	1
Western Governors University	2
Not Provided.....	21
GRAND TOTAL:.....	238

AUGUST 2021

Snapshot Date: December 2021

The graduating class of August 2021 was constructed of 55 students earning a total of 64 degrees and certificates. From 55 students, 69% responded to the graduate survey. Of the August 2021 graduates, 53% of students have selected to continue their education and 16% are currently employed. Students who are actively searching for employment are continuously working with the Office of Career Services to find placement within the workforce.

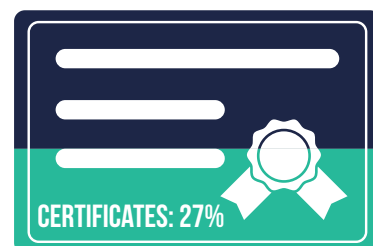
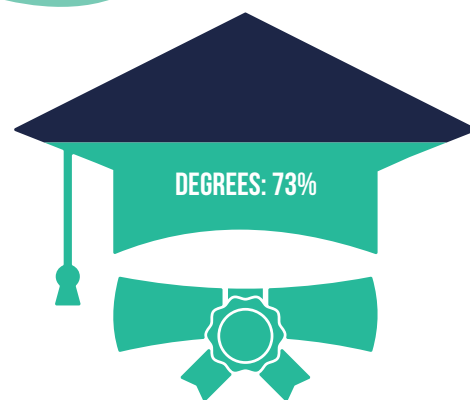
69% STUDENT
RESPONSE RATE

TOTAL GRADUATES AUGUST 2021

Number of Graduates (unduplicated) 55

TOTAL NUMBER OF DEGREES & CERTIFICATES AWARDED

Degree Type	Count
Associate of Arts	5
Associate of Applied Science	35
Associate of Science	4
Associate of Science (Nursing)	3
Certificates	17
GRAND TOTAL	64



GRADUATE STATUS

Status	Count
Actively Searching	6
Cont'd Edu	20
Declined Services	0
Employed	12
Unknown/Never Responded	17
GRAND TOTAL	55

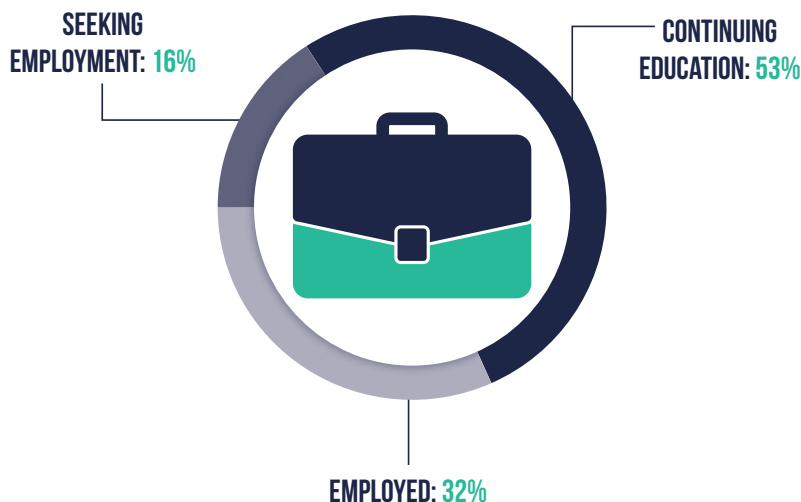


Chart Percentages Represent Contacted Students Only. Unknown never responded removed from percentages.

EMPLOYED ALUMNI

Career Related to Degree	9
Did Not Specify	3



**CAREER RELATED
TO DEGREE: 75%**



**DID NOT
SPECIFY: 25%**



WV: 50%



MD: 17%

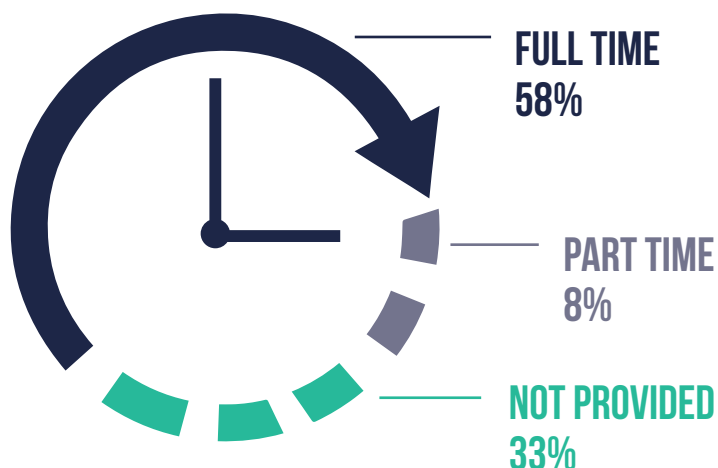


STUDENT STATE OF EMPLOYMENT

<i>State</i>	<i>Count</i>
Maryland	2
West Virginia	6
Not Specified	4
GRAND TOTAL	12

STUDENT EMPLOYMENT STATUS

<i>Status</i>	<i>Count</i>
Full Time	7
Part Time	1
Not Provided by Student	4
GRAND TOTAL	12



NUMBER OF STUDENTS CONTINUING EDUCATION POST GRADUATION: 20



CONTINUING EDUCATION AT BRCTC: 12



TRANSFERRED TO ANOTHER INSTITUTION: 8



Transfer Institution Reported

Blue Ridge Community and Technical College	12
George Washington University	1
Potomac State	1
Shepherd University.....	2
West Virginia University	1
WMC School of Medical Imaging	1
WV University.....	1
Unreported	1
GRAND TOTAL:.....	20

DECEMBER 2021

Snapshot Date: November 2022

The graduating class of December 2021 was constructed of 202 students earning a total of 236 degrees and certificates. From 202 students, 73% responded to the graduate survey. Of the December 2021 graduates, 46% of students have selected to continue their education and 20% are currently employed. Students who are actively searching for employment are continuously working with the Office of Career Services to find placement within the workforce.


73% STUDENT
RESPONSE RATE

TOTAL GRADUATES DECEMBER 2021

Number of Graduates (unduplicated) 202

TOTAL NUMBER OF DEGREES & CERTIFICATES AWARDED

Degree Type	Count
Associate of Arts	11
Associate of Applied Science	93
Associate of Science	20
Associate of Science in Nursing	17
Certificates	95
GRAND TOTAL	236



GRADUATE STATUS

Status	Count
Actively Searching	13
Cont'd Edu	93
Declined Services	0
Employed	41
Unknown/Never Responded	55
GRAND TOTAL	202

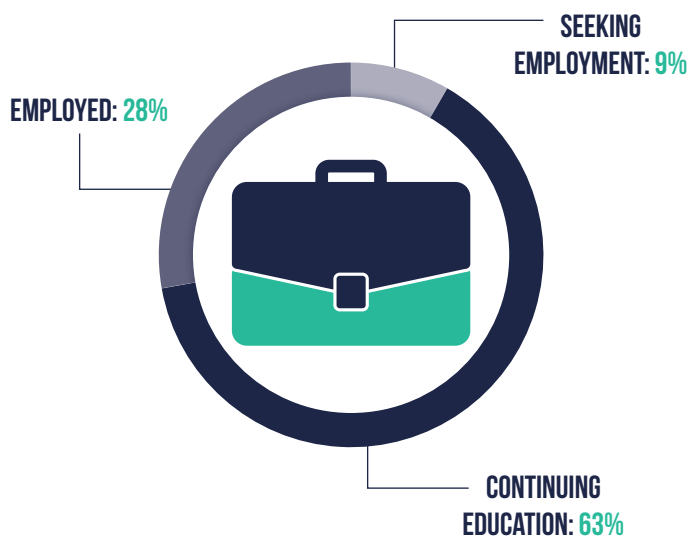


Chart Percentages Represent Contacted Students Only. Unknown never responded removed from percentages.

EMPLOYED ALUMNI

Career Related to Degree	36
Did Not Specify	5



**CAREER RELATED
TO DEGREE: 88%**



**DID NOT
SPECIFY: 12%**



WV: 54%



MD: 10%



VA: 12%

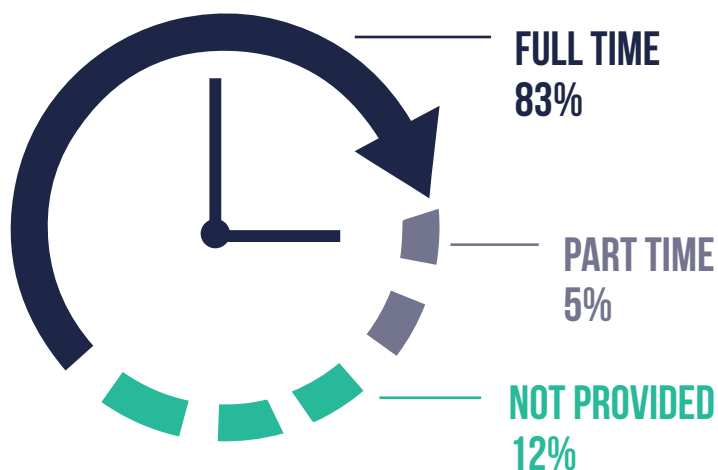


STUDENT STATE OF EMPLOYMENT

State	Count
Maryland	4
Virginia	5
West Virginia	22
Not Specified	10
GRAND TOTAL	41

STUDENT EMPLOYMENT STATUS

Status	Count
Full Time	34
Part Time	2
Not Provided by Student	5
GRAND TOTAL	41



NUMBER OF STUDENTS CONTINUING EDUCATION POST GRADUATION: 93



CONTINUING EDUCATION AT BRCTC: 67

TRANSFERRED TO ANOTHER INSTITUTION: 26

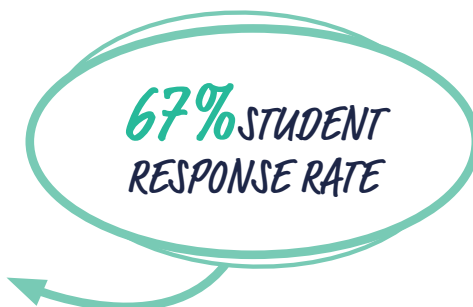
Transfer Institution Reported

American Public University System.....	1
Blue Ridge Community and Technical College	67
Penn State.....	1
Shepherd University.....	10
Western Governors University	1
WVU	1
Undecided	1
Unreported	11
GRAND TOTAL:.....	93

MAY 2022

Snapshot Date: November 2022

The graduating class of May 2022 was constructed of 267 students earning a total of 642 degrees and certificates. From 267 students, 67% responded to the graduate survey. Of the May 2022 graduates, 43% of students have selected to continue their education and 14% are currently employed. Students who are actively searching for employment are continuously working with the Office of Career Services to find placement within the workforce.

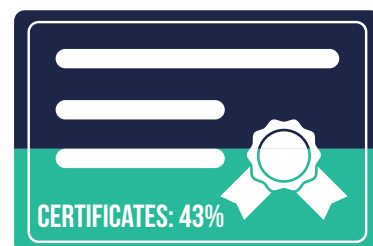



TOTAL GRADUATES MAY 2022

Number of Graduates (unduplicated) 267

TOTAL NUMBER OF DEGREES & CERTIFICATES AWARDED

Degree Type	Count
Associate of Arts	9
Associate of Applied Science	152
Associate of Science	16
Associate of Science in Nursing	19
Certificates	146
GRAND TOTAL	342



GRADUATE STATUS

Status	Count
Actively Searching	26
Cont'd Edu	115
Declined Services	1
Employed	38
Unknown/Never Responded	87
GRAND TOTAL	267

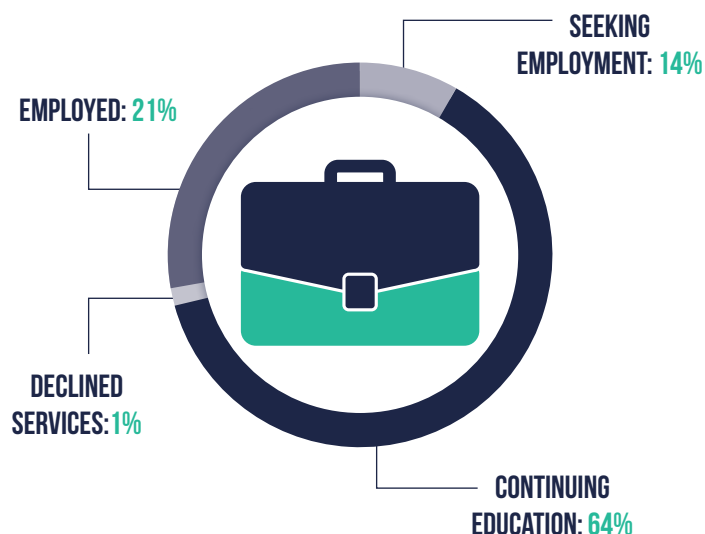


Chart Percentages Represent Contacted Students Only. Unknown/never responded removed from percentages.

EMPLOYED ALUMNI

Career Related to Degree	33
Did Not Specify	5



**CAREER RELATED
TO DEGREE: 87%**



**DID NOT
SPECIFY: 13%**



WV: 53%



MD: 11%



VA: 16%

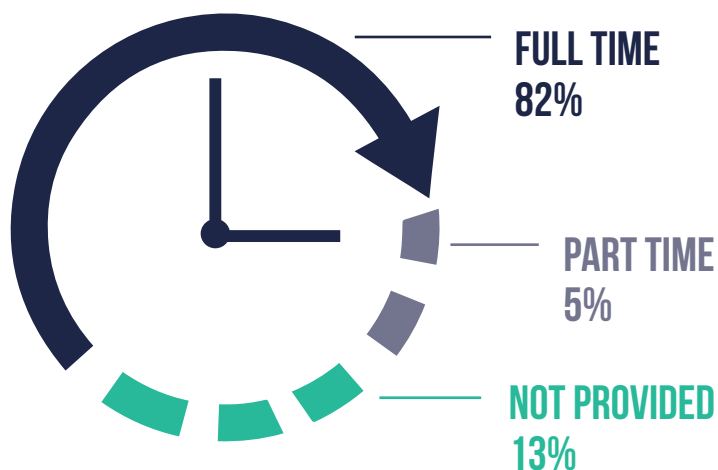


STUDENT STATE OF EMPLOYMENT

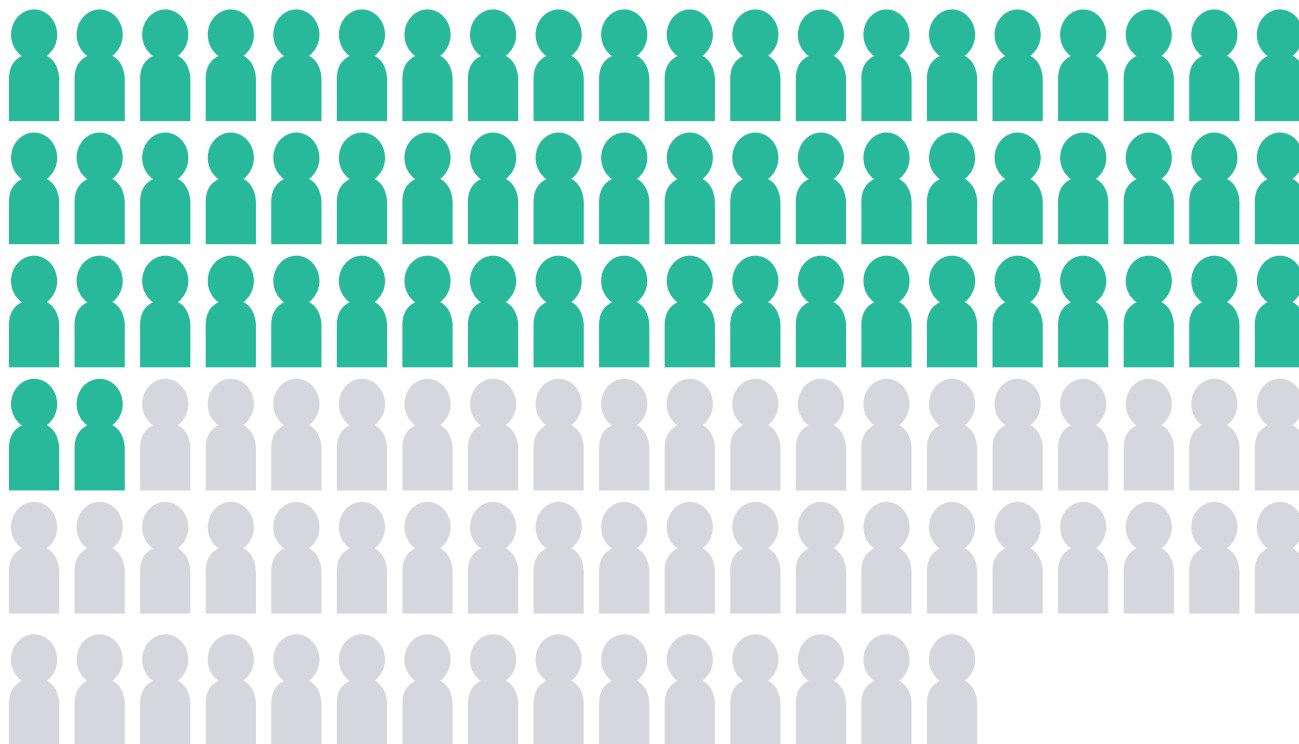
State	Count
Maryland	4
Virginia	6
West Virginia	20
Not Specified	8
GRAND TOTAL	38

STUDENT EMPLOYMENT STATUS

Status	Count
Full Time	31
Part Time	2
Not Provided by Student	5
GRAND TOTAL	38



NUMBER OF STUDENTS CONTINUING EDUCATION POST GRADUATION: 115



CONTINUING EDUCATION AT BRCTC: 62

TRANSFERRED TO ANOTHER INSTITUTION: 53

Transfer Institution Reported

American Public University.....	1
Arizona State University	1
Blue Ridge Community and Technical College	62
Elizabeth City State University.....	1
Harrisburg Area Community College.....	1
Shepherd University.....	20
Southern New Hampshire University	2
West Virginia University	3
Western Governors University	1
Unreported	23
GRAND TOTAL:.....	115