

# MAY 2020 GRADUATE REPORT

Snapshot Date: October 5, 2020

Published November 2020



**BlueRidge**  
COMMUNITY AND  
TECHNICAL COLLEGE

OFFICE OF  
CAREER  
SERVICES

## MISSION STATEMENT

Blue Ridge Community and Technical College provides our diverse student population with life-changing education, training, and services that drive economic development within the communities we serve.

## OUR VISION

Blue Ridge Community and Technical College is the first choice for higher education that drives career growth and economic development in our region and surrounding communities.



*“Just like every piece is important to make a puzzle complete, every person is important to the mission!”*

## CORE VALUES

### **Stewardship:**

- Put student access, learning, and success first
- Support a safe, collaborating, and engaging environment for employees and students
- Provide an optimum learning environment for students
- Use College resources responsibly
- Demonstrate care for facilities

### **Civility:**

- Communicate with respect, trust, and care
- Respect differences
- Listen actively
- Be aware of your impact on others
- Discuss differences and resolve conflicts

### **Integrity:**

- Engage and actively contribute to the overall success of the College
- Think creatively and develop solutions
- Act honestly and ethically
- Provide accurate and thorough information
- Be courageous to be even better

### **Entrepreneurship:**

- Embrace our business partners
- Think proactively and innovatively
- Be adaptable and flexible for shifting priorities
- Identify areas for continuous improvement
- OWN enrollment
- Take calculated risks wisely

**Welcome to the Graduate Report! The Office of Career Services is excited to share the results of the May 2020 Graduate Survey.**

Each semester, Career Services distributes a graduate survey, collecting information pertaining to a graduate's career or transfer status. Communication mediums include text messaging, emails, phone calls, direct mail and in person meetings. Data collected is summarized within each edition of the Graduate Report.

Contained within this report, you will find the summary data from the graduating class of May 2020. Data is reflected as of the snapshot date of October 5, 2020. Current students and alumni remain eligible for all Career Services and are encouraged to work with the Office of Career Services at any time during and after their academic career.

We hope you enjoy reviewing this publication. Should you have questions, or if you would like to refer a student for services, please feel free to contact us.



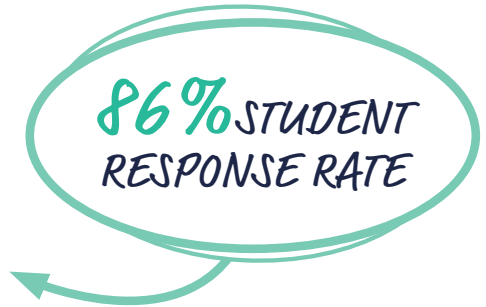
OFFICE OF  
CAREER  
SERVICES

**The Office of Career Services**  
**careerservices@blueridgectc.edu**  
**304.260.4380 ext. 3335**  
**Main Campus; Room 1300**

**Main Campus: 13650 Apple Harvest Dr., Martinsburg, WV 25403**

Blue Ridge Community and Technical College provides opportunity to all prospective and current members of the student body, faculty, and staff on the basis of individual qualifications and merit without regard to race, color, sex, sexual preference, religion, age, national origin, sexual orientation, marital or parental status, familial status, veteran status, or disability. This advertisement is for informational purposes only. Printed and/or electronic documents produced by the College do not constitute a contract, expressed or implied, between an applicant or student. For important information about the educational debt, earnings, and completion rates of students enrolled in Certificate Programs at Blue Ridge CTC, visit: [www.blueridgectc.edu/GEinfo](http://www.blueridgectc.edu/GEinfo)

The graduating class of May 2020 was constructed of 274 students earning a total of 360 degrees and certificates. From 274 students, 86% responded to the graduate survey. Of the May 2020 graduates, 53% of students have selected to continue their education and 31% are currently employed. Students who are actively searching for employment are continuously working with the Office of Career Services to find placement within the workforce.




## TOTAL GRADUATES MAY 2020

Number of Graduates (unduplicated) 274

## TOTAL NUMBER OF DEGREES & CERTIFICATES AWARDED

Degree Type	Count
Associate of Arts	22
Associate of Applied Science	130
Associate of Science	25
Associate of Science in Nursing	29
Certificates	154
<b>GRAND TOTAL</b>	<b>360</b>



## GRADUATE STATUS

Status	Count
Actively Searching	32
Cont'd Edu	126
Declined Services	6
Employed	73
Unknown/Never Responded	37
<b>GRAND TOTAL</b>	<b>274</b>

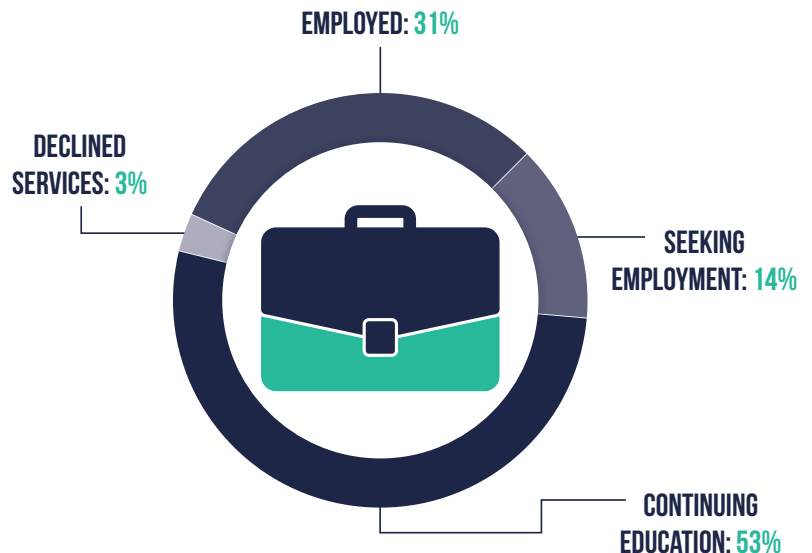


Chart Percentages Represent Contacted Students Only. Unknown never responded removed from percentages.

## EMPLOYED ALUMNI

Career Related to Degree	62
Did Not Specify	11



**CAREER RELATED  
TO DEGREE: 85%**



**DID NOT  
SPECIFY: 15%**



**WV: 33%**



**MD: 23%**



**VA: 19%**



**FL: 3%**



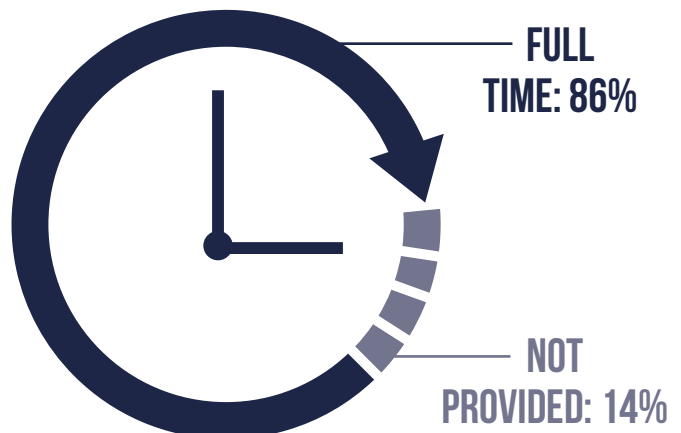
**NOT  
SPECIFIED  
22%**

## STUDENT STATE OF EMPLOYMENT


<i>State</i>	<i>Count</i>
Florida	2
Maryland	17
Virginia	14
West Virginia	24
Not Specified	16
<b>GRAND TOTAL</b>	<b>73</b>

## STUDENT EMPLOYMENT STATUS

<i>Status</i>	<i>Count</i>
Full Time	63
Not Provided by Student	10
<b>GRAND TOTAL</b>	<b>73</b>




**NUMBER OF STUDENTS CONTINUING EDUCATION POST GRADUATION: 126**



**CONTINUING EDUCATION AT BRCTC: 62**

**TRANSFERRED TO ANOTHER INSTITUTION: 64**



***Transfer Institution Reported***

American Public University System..... 2	Michigan State University .... 1	West Virginia University ..... 5
Bridgewater College..... 1	Shenandoah University..... 1	Wilkes University ..... 1
Cedarville University ..... 1	Shepherd University..... 30	WVU Parkersburg..... 1
Chamberlain University ..... 1	University of Maine..... 1	WVU Potomac State College..... 1
James Rumsey ..... 1	University of Pittsburgh ..... 1	Did Not Specify ..... 11
Liberty University ..... 1	University of Texas ..... 1	
Marshall University..... 1	West Virginia State University..... 1	