

AUGUST 2019 GRADUATE REPORT

Snapshot Date: December 16, 2019

Published January 2020



BlueRidge
COMMUNITY AND
TECHNICAL COLLEGE

OFFICE OF
CAREER
SERVICES

MISSION STATEMENT

Blue Ridge Community and Technical College provides our diverse student population with life-changing education, training, and services that drive economic development within the communities we serve.

OUR VISION

Blue Ridge Community and Technical College is the first choice for higher education that drives career growth and economic development in our region and surrounding communities.



“Just like every piece is important to make a puzzle complete, every person is important to the mission!”

CORE VALUES

Stewardship:

- Put student access, learning, and success first
- Support a safe, collaborating, and engaging environment for employees and students
- Provide an optimum learning environment for students
- Use College resources responsibly
- Demonstrate care for facilities

Civility:

- Communicate with respect, trust, and care
- Respect differences
- Listen actively
- Be aware of your impact on others
- Discuss differences and resolve conflicts

Integrity:

- Engage and actively contribute to the overall success of the College
- Think creatively and develop solutions
- Act honestly and ethically
- Provide accurate and thorough information
- Be courageous to be even better

Entrepreneurship:

- Embrace our business partners
- Think proactively and innovatively
- Be adaptable and flexible for shifting priorities
- Identify areas for continuous improvement
- OWN enrollment
- Take calculated risks wisely

Welcome to the Graduate Report! The Office of Career Services is excited to share the results of the August 2019 Graduate Survey.

Each semester, Career Services distributes a graduate survey, collecting information pertaining to a graduate's career or transfer status. Communication mediums include text messaging, emails, phone calls, direct mail and in person meetings. Data collected is summarized within each edition of the Graduate Report.

Contained within this report, you will find the summary data from the graduating class of August 2019. Data is reflected as of the snapshot date of December 16, 2019. Current students and alumni remain eligible for all Career Services and are encouraged to work with the Office of Career Services at any time during and after their academic career.

We hope you enjoy reviewing this publication. Should you have questions, or if you would like to refer a student for services, please feel free to contact us.



The graduating class of August 2019 was constructed of 77 students earning a total of 90 degrees and certificates. From 77 students, 83% responded to the graduate survey. Of the August 2019 graduates, 50% of students have selected to continue their education and 36% are currently employed. Students who are actively searching for employment are continuously working with the Office of Career Services to find placement within the workforce.


**83% STUDENT
RESPONSE RATE**

TOTAL GRADUATES AUGUST 2019

Number of Graduates (unduplicated) 77

TOTAL NUMBER OF DEGREES & CERTIFICATES AWARDED

Degree Type	Count
Associate of Arts	7
Associate of Applied Science	52
Associate of Science	4
Certificates	27
GRAND TOTAL	90



GRADUATE STATUS

Status	Count
Actively Searching	4
Cont'd Edu	33
Declined Services	3
Employed	24
Student Stopped Responding	2
Unknown/Never Responded	11
GRAND TOTAL	77

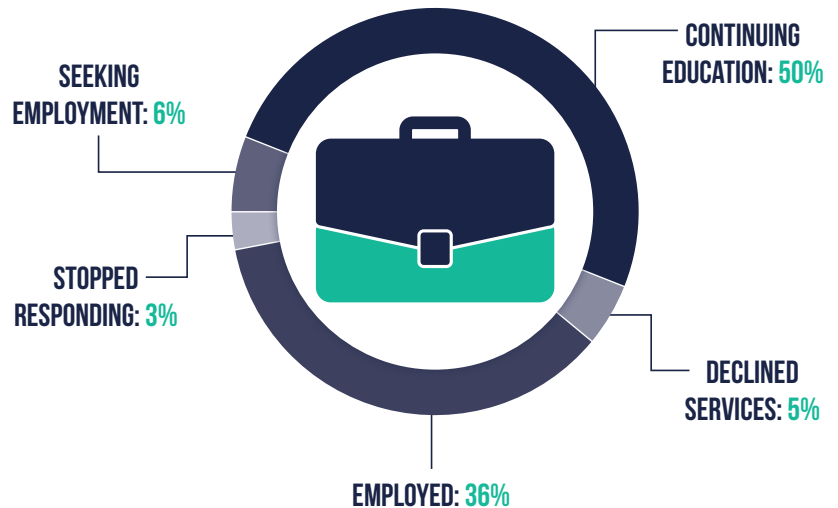


Chart Percentages Represent Contacted Students Only. Unknown never responded removed from percentages.

EMPLOYED ALUMNI

Career Related to Degree	22
Career Not Related to Degree	2



**CAREER RELATED
TO DEGREE: 92%**



**CAREER NOT RELATED
TO DEGREE: 8%**



WV: 63%



VA: 17%



MD: 12%



NC: 4%

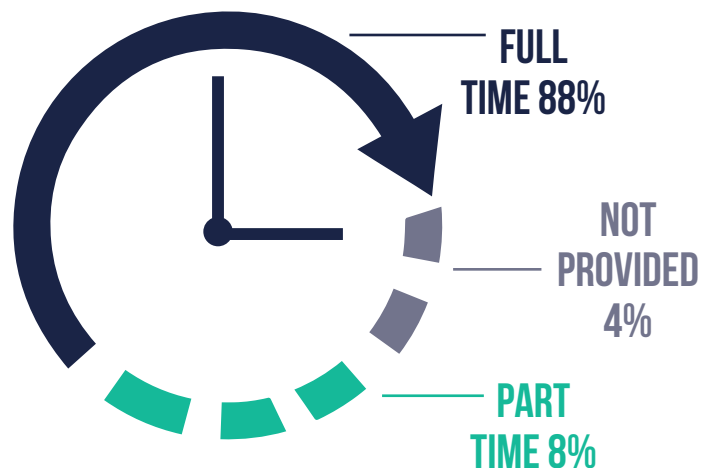


STUDENT STATE OF EMPLOYMENT

<i>State</i>	<i>Count</i>
MD	3
NC	1
VA	4
WV	15
NOT PROVIDED	1
GRAND TOTAL	24

STUDENT EMPLOYMENT STATUS

<i>Status</i>	<i>Count</i>
Full Time	21
Part Time	2
Not Provided by Student	1
GRAND TOTAL	24



NUMBER OF STUDENTS CONTINUING EDUCATION POST GRADUATION: 33



CONTINUING EDUCATION AT BRCTC: 28



TRANSFERRED TO ANOTHER INSTITUTION: 5

