

ACADEMIC YEAR 2020-2021 GRADUATE REPORT

Published March 2022




BlueRidge
COMMUNITY AND
TECHNICAL COLLEGE

OFFICE OF
CAREER
SERVICES

MISSION STATEMENT

Blue Ridge Community and Technical College provides our diverse student population with life-changing education, training, and services that drive economic development within the communities we serve.

OUR VISION

Blue Ridge Community and Technical College is the first choice for higher education that drives career growth and economic development in our region and surrounding communities.



*“Just like every piece is important
to make a puzzle complete,
every person is important to
the mission!”*

CORE VALUES

Stewardship:

- Put student access, learning, and success first
- Support a safe, collaborating, and engaging environment for employees and students
- Provide an optimum learning environment for students
- Use College resources responsibly
- Demonstrate care for facilities

Civility:

- Communicate with respect, trust, and care
- Respect differences
- Listen actively
- Be aware of your impact on others
- Discuss differences and resolve conflicts

Integrity:

- Engage and actively contribute to the overall success of the College
- Think creatively and develop solutions
- Act honestly and ethically
- Provide accurate and thorough information
- Be courageous to be even better

Entrepreneurship:

- Embrace our business partners
- Think proactively and innovatively
- Be adaptable and flexible for shifting priorities
- Identify areas for continuous improvement
- OWN enrollment
- Take calculated risks wisely

Welcome to the Graduate Report! The Office of Career Services is excited to share the results of the Academic Year 2020 - 2021.

Each semester, Career Services distributes a graduate survey, collecting information pertaining to a graduate's career or transfer status. Communication mediums include text messaging, emails, phone calls, direct mail and in person meetings. Data collected is summarized within each edition of the Graduate Report.

Contained within this report, you will find the summary data for the Academic Year of 2020-2021. Data is reflected as of the snapshot date of February 11, 2022. Current students and alumni remain eligible for all Career Services and are encouraged to work with the Office of Career Services at any time during and after their academic career.

We hope you enjoy reviewing this publication. Should you have questions, or if you would like to refer a student for services, please feel free to contact us.



The Office of Career Services
careerservices@blueridgectc.edu
304.260.4380 ext. 3335
Main Campus; Room 1300

TABLE OF CONTENTS

Academic Year 2020-2021	pg. 4
August 2020	pg. 8
December 2020	pg. 12
May 2021	pg. 16

TERMS AND DEFINITIONS:

Snapshot Date: Student status is reflected as of the snapshot date listed with each report.

Tracking: Student status is tracked for three semesters. Final status is shown as of the snapshot date listed in the Academic Year Report.

Unduplicated Graduates: Unduplicated graduate count is provided for each term. Academic Year report counts a graduate one time. Graduates who have received multiple certificates and degrees throughout the academic year count as one graduate.



Main Campus: 13650 Apple Harvest Dr., Martinsburg, WV 25403

Blue Ridge Community and Technical College provides opportunity to all prospective and current members of the student body, faculty, and staff on the basis of individual qualifications and merit without regard to race, color, sex, sexual preference, religion, age, national origin, sexual orientation, marital or parental status, familial status, veteran status, or disability. This advertisement is for informational purposes only. Printed and/or electronic documents produced by the College do not constitute a contract, expressed or implied, between an applicant or student. For important information about the educational debt, earnings, and completion rates of students enrolled in Certificate Programs at Blue Ridge CTC, visit: www.blueridgectc.edu/GEinfo (Last edited: 6.2022)

ACADEMIC YEAR 2020-2021

Snapshot Date: February 11, 2022

The Academic Year of 2020-2021 was constructed of 546 students earning a total of 742 degrees and certificates. From 546 students, 89% responded to the graduate survey. Of the 2020-2021 graduates, 57% of students have selected to continue their education and 30% are currently employed. Students who are actively searching for employment are continuously working with the Office of Career Services to find placement within the workforce.


89% STUDENT
RESPONSE RATE

TOTAL GRADUATES 2020-2021

Number of Graduates (unduplicated) 546

TOTAL NUMBER OF DEGREES & CERTIFICATES AWARDED

Degree Type	Count
Associate of Arts	36
Associate of Applied Science	282
Associate of Science	30
Associate of Science in Nursing	25
Certificates	369
GRAND TOTAL	742



DEGREES: 50.3%



CERTIFICATES: 49.7%

GRADUATE STATUS

Status	Count
Actively Searching	58
Cont'd Edu	276
Declined Services	7
Employed	143
Unknown/Never Responded	62
GRAND TOTAL	546

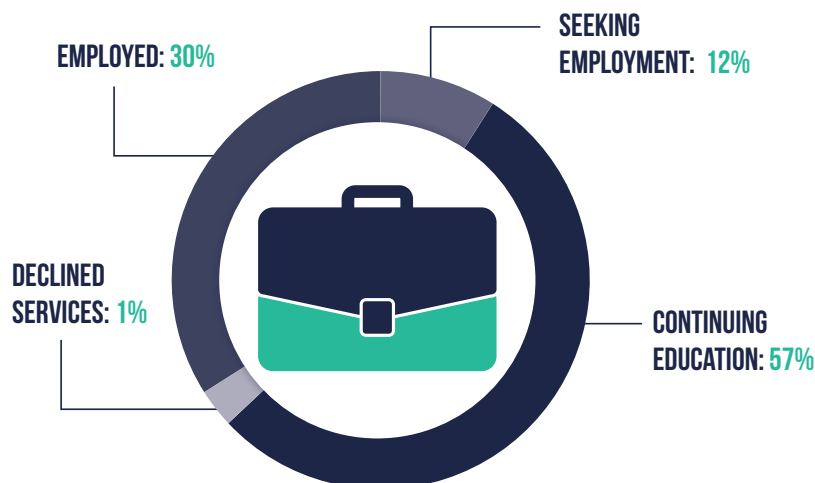


Chart Percentages Represent Contacted Students Only. Unknown never responded removed from percentages.

EMPLOYED ALUMNI

Career Related to Degree	104
Career Not Related to Degree	7
Did Not Specify	32
GRAND TOTAL	143



CAREER RELATED
TO DEGREE: 73%



CAREER NOT RELATED
TO DEGREE: 5%



DID NOT
SPECIFY: 22%



WV: 45%



MD: 15%



VA: 8%



FL: 1%



TX: 1%



UT: 1%

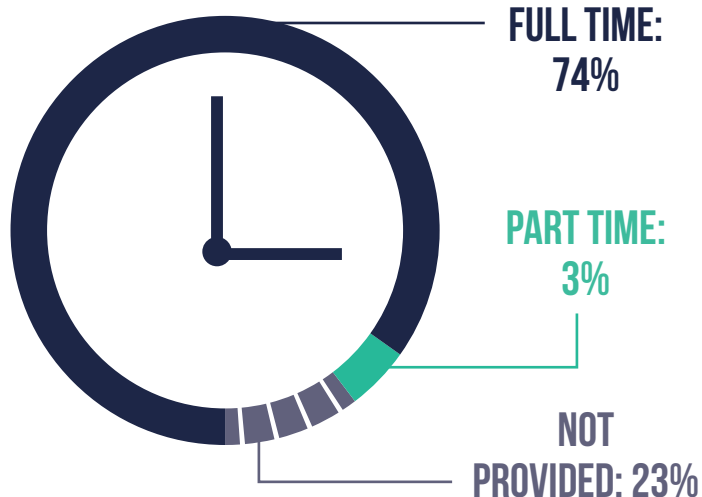
NOT SPECIFIED: 29%

STUDENT STATE OF EMPLOYMENT

State	Count
West Virginia	65
Maryland	21
Virginia	12
Florida	1
Texas	1
Utah	1
Not Provided	42
GRAND TOTAL	143

STUDENT EMPLOYMENT STATUS

Status	Count
Full Time	106
Part Time	4
Not Provided by Student	33
GRAND TOTAL	143



NUMBER OF STUDENTS CONTINUING EDUCATION POST GRADUATION: 276



**CONTINUING EDUCATION
AT BRCTC: 174 (63%)**

**TRANSFERRED TO ANOTHER
INSTITUTION: 102 (37%)**

Transfer Institution Reported

American Public University.....2	Liberty University1	University of Maryland Global Campus2
Blue Ridge CTC174	Not Provided.....22	University of Phoenix1
Clemson University1	Rocky Mountain College of Art and Design1	West Virginia University6
Concord University.....1	Salem University1	Western Governors University4
Duquesne in Pittsburgh1	Shenandoah Music Conservatory.....1	Winchester School of Medical Imaging1
Military1	Shenandoah Univeristy.....1	GRAND TOTAL:..... 239
Frederick Community College1	Shepherd University.....44	
Hagerstown Community College.....3	Southern New Hampshire University4	
Howard University.....1	University of Wisconsin.....1	
James Rumsey.....1		

AUGUST 2020

Snapshot Date: December 2020

The graduating class of August 2020 was constructed of 56 students earning a total of 67 degrees and certificates. From 56 students, 82% responded to the graduate survey. Of the August 2020 graduates, 35% of students have selected to continue their education and 37% are currently employed. Students who are actively searching for employment are continuously working with the Office of Career Services to find placement within the workforce.

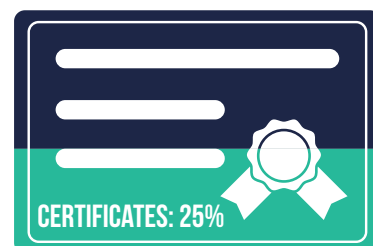

82% STUDENT
RESPONSE RATE

TOTAL GRADUATES AUGUST 2020

Number of Graduates (unduplicated) 56

TOTAL NUMBER OF DEGREES & CERTIFICATES AWARDED

Degree Type	Count
Associate of Arts	11
Associate of Applied Science	36
Associate of Science	2
Associate of Science (Nursing)	1
Certificates	17
GRAND TOTAL	67



GRADUATE STATUS

Status	Count
Actively Searching	11
Cont'd Edu	16
Declined Services	2
Employed	17
Unknown/Never Responded	10
GRAND TOTAL	56

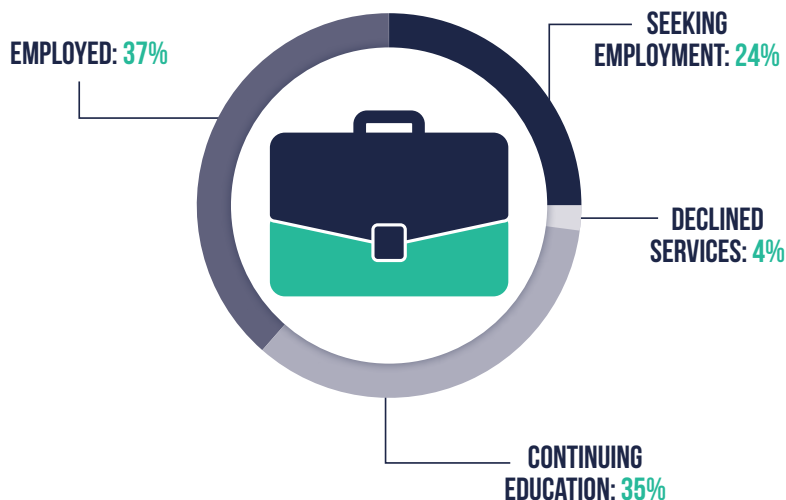


Chart Percentages Represent Contacted Students Only. Unknown never responded removed from percentages.

EMPLOYED ALUMNI

Career Related to Degree	11
Did Not Specify	6



**CAREER RELATED
TO DEGREE: 65%**



**DID NOT
SPECIFY: 35%**



WV: 35%



MD: 12%



VA: 6%

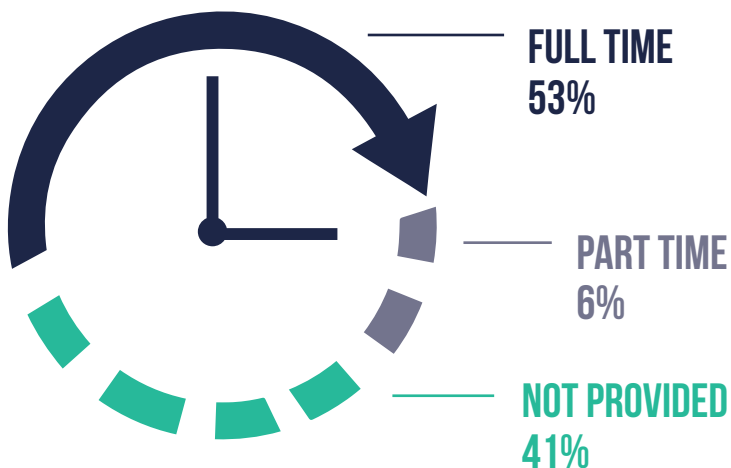


STUDENT STATE OF EMPLOYMENT

State	Count
Maryland	2
West Virginia	6
Virginia	1
Not Specified	8
GRAND TOTAL	17

STUDENT EMPLOYMENT STATUS

Status	Count
Full Time	9
Part Time	1
Not Provided by Student	7
GRAND TOTAL	17



NUMBER OF STUDENTS CONTINUING EDUCATION POST GRADUATION: 16



CONTINUING EDUCATION AT BRCTC: 8



TRANSFERRED TO ANOTHER INSTITUTION: 8



Transfer Institution Reported

Blue Ridge CTC	8
Shepherd University.....	3
American Public University.....	1
Bridgewater College	1
Hagerstown Community College.....	1
West Liberty University	1
Did Not Specify	1
GRAND TOTAL:.....	16

DECEMBER 2020

Snapshot Date: June 2021

The graduating class of December 2020 was constructed of 243 students earning a total of 287 degrees and certificates. From 243 students, 90% responded to the graduate survey. Of the December 2020 graduates, 62% of students have selected to continue their education and 27.5% are currently employed. Students who are actively searching for employment are continuously working with the Office of Career Services to find placement within the workforce.


90% STUDENT
RESPONSE RATE

TOTAL GRADUATES DECEMBER 2020

Number of Graduates (unduplicated) 243

TOTAL NUMBER OF DEGREES & CERTIFICATES AWARDED

Degree Type	Count
Associate of Arts	10
Associate of Applied Science	81
Associate of Science	11
Associate of Science in Nursing	4
Certificates	181
GRAND TOTAL	287



GRADUATE STATUS

Status	Count
Actively Searching	22
Cont'd Edu	136
Declined Services	1
Employed	60
Unknown/Never Responded	24
GRAND TOTAL	243

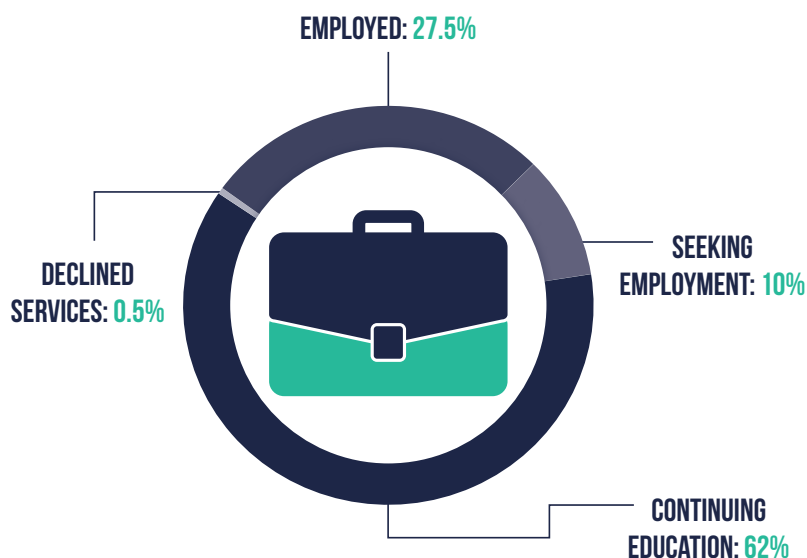


Chart Percentages Represent Contacted Students Only. Unknown never responded removed from percentages.

EMPLOYED ALUMNI

Career Related to Degree	38
Career Not Related to Degree	7
Did Not Specify	15



**RELATED TO
DEGREE: 63%**



**NOT RELATED
TO DEGREE: 12%**



**DID NOT
SPECIFY: 25%**



FL: 2%



UT: 2%



VA: 17%



WV: 52%

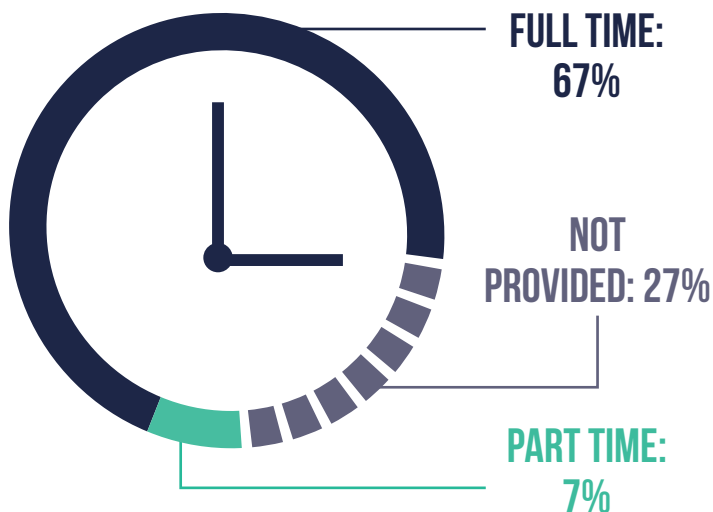


STUDENT STATE OF EMPLOYMENT

State	Count
Florida	1
Utah	1
Virginia	10
West Virginia	31
Not Specified	17
GRAND TOTAL	60

STUDENT EMPLOYMENT STATUS

Status	Count
Full Time	40
Part Time	4
Not Specified	16
GRAND TOTAL	60



NUMBER OF STUDENTS CONTINUING EDUCATION POST GRADUATION: 136



CONTINUING EDUCATION AT BRCTC: 97

TRANSFERRED TO ANOTHER INSTITUTION: 39

Transfer Institution Reported

American Public
University 2

Blue Ridge CTC 97

Duquesne in Pittsburgh 1

Frederick Community
College 1

Hagerstown Community
College 2

Howard University 1

James Rumsey 1

Liberty University 1

Rutgers - State
University of NJ 1

Salem University 1

Shenandoah Music
Conservatory for BA 1

Shepherd University 16

University of Wisconsin
La Crosse online 1

University of Maryland
Global Campus 1

West Virginia University 2

Western Governors
University 3

Not Provided 4

Grand Total 136

MAY 2021

Snapshot Date: December 2021

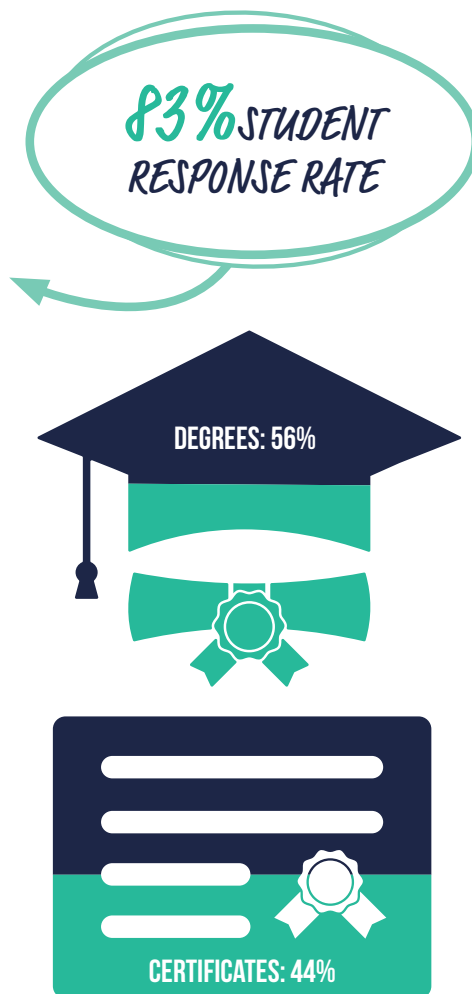
The graduating class of May 2021 was constructed of 309 students earning a total of 386 degrees and certificates. From 309 students, 83% responded to the graduate survey. Of the May 2021 graduates, 59% of students have selected to continue their education and 30% are currently employed. Students who are actively searching for employment are continuously working with the Office of Career Services to find placement within the workforce.

TOTAL GRADUATES MAY 2021

Number of Graduates (unduplicated) 309

TOTAL NUMBER OF DEGREES & CERTIFICATES AWARDED

<i>Degree Type</i>	<i>Count</i>
Associate of Arts	15
Associate of Applied Science	164
Associate of Science	17
Associate of Science (Nursing)	20
Certificates	170
GRAND TOTAL	386



GRADUATE STATUS

<i>Status</i>	<i>Count</i>
Actively Searching	27
Cont'd Edu	152
Declined Services	2
Employed	76
Unknown/Never Responded	52
GRAND TOTAL	309

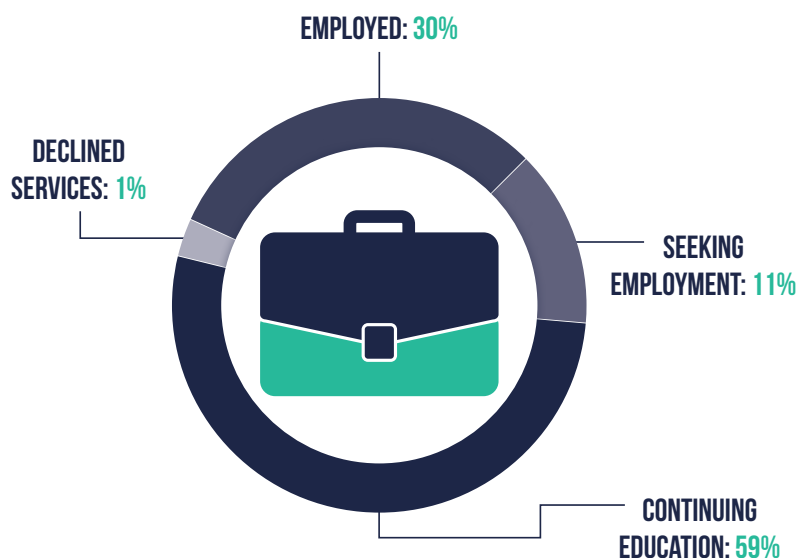


Chart Percentages Represent Contacted Students Only. Unknown never responded removed from percentages.

EMPLOYED ALUMNI

Career Related to Degree	60
Career Not Related to Degree	1
Did Not Specify	15



CAREER RELATED
TO DEGREE: 79%



CAREER NOT RELATED
TO DEGREE: 1%



DID NOT
SPECIFY: 20%



WV: 41%



MD: 25%



VA: 4%



TX: 1%



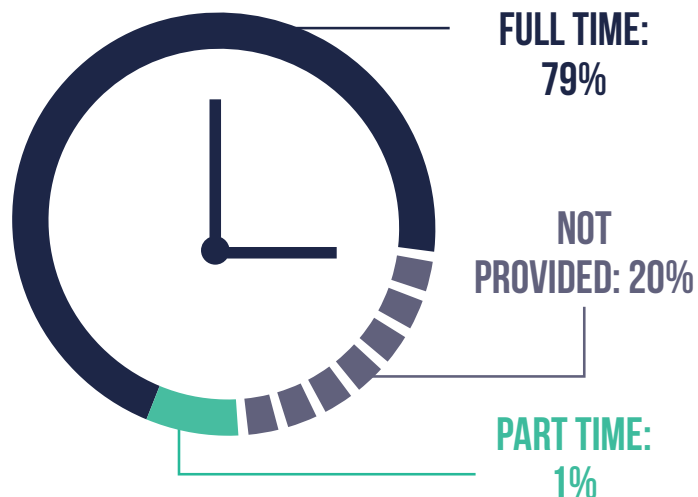
NOT
SPECIFIED
29%

STUDENT STATE OF EMPLOYMENT


State	Count
West Virginia	31
Maryland	19
Virginia	3
Texas	1
Not Specified	22
GRAND TOTAL	76

STUDENT EMPLOYMENT STATUS

Status	Count
Full Time	60
Part Time	1
Not Provided by Student	15
GRAND TOTAL	76



NUMBER OF STUDENTS CONTINUING EDUCATION POST GRADUATION: 152



**CONTINUING EDUCATION
AT BRCTC: 97 (64%)**

**TRANSFERRED TO ANOTHER
INSTITUTION: 55 (36%)**

Transfer Institution Reported

Blue Ridge CTC	97	Southern New Hampshire University	4
Clemson University	1	University of Maryland Global Campus	1
Concord University	1	University of Phoenix	1
Military	1	West Virginia University	4
Hagerstown Community College	1	Western Governors Univeristy	2
Rocky Mountain College of Art and Design	1	Not Provided	7
Shenandoah University	1	Grand Total	152
Shepherd University	30		